

CONSOLIDATED FINANCIAL STATEMENTS AND  
INDEPENDENT AUDITOR'S REPORTS

CAMELOT COMMUNITY CARE, INC. AND SUBSIDIARIES

June 30, 2025

## TABLE OF CONTENTS

Independent Auditor's Report	3 - 5
Consolidated Financial Statements	
Consolidated Statement of Financial Position	6
Consolidated Statement of Activities and Changes in Net Assets	7
Consolidated Statement of Functional Expenses	8
Consolidated Statement of Cash Flows	9 - 10
Notes to Consolidated Financial Statements	11 - 29
Compliance Reports	30
Independent Auditor's Report on Internal Control Over Financial Reporting and on Compliance and Other Matters Based on an Audit of Financial Statements Performed in Accordance with <i>Government Auditing Standards</i>	31 - 33
Independent Auditor's Report on Compliance for Each Major Federal Program and State Project and on Internal Control Over Compliance Required by the Uniform Guidance and Chapter 10.650, <i>Rules of the Auditor General</i>	34 - 37
Schedule of Findings and Questioned Costs - Federal Programs and State Projects	38 - 40
Supplementary Information	41
Consolidating Schedule of Financial Position	42 - 43
Consolidating Schedule of Activities and Changes in Net Assets	44
Consolidating Statements of Functional Expenses	45 - 47
Consolidated Schedule of Expenditures of Federal Awards and State Financial Assistance	48 - 54
Notes to Consolidated Schedule of Expenditures of Federal Awards and State Financial Assistance	55 - 56
Schedule of Related Party Transaction Adjustment (Unaudited)	57
Schedule of Bed-Day Availability Payments (Unaudited)	58
Program/Cost Center Actual Expenses and Revenues Schedules (Unaudited)	59 - 64



RIVERO, GORDIMER & COMPANY, P.A.

Member  
American Institute of Certified Public Accountants  
Florida Institute of Certified Public Accountants

Herman V. Lazzara	Michael E. Helton
Sam A. Lazzara	James K. O'Connor
Kevin R. Bass	David M. Bohnsack
Jonathan E. Stein	Julie A. Davis
Stephen G. Douglas	Karl N. Swan
Marc D. Sasser, of Counsel	
Cesar J. Rivero, in Memoriam (1942-2017)	

## INDEPENDENT AUDITOR'S REPORT

Board of Directors  
Camelot Community Care, Inc. and Subsidiaries

### **Report on the Audit of the Consolidated Financial Statements**

#### ***Opinion***

We have audited the accompanying consolidated financial statements of Camelot Community Care, Inc. (a nonprofit organization) and Subsidiaries (collectively, the "Organization"), which comprise the consolidated statement of financial position as of June 30, 2025, and the related consolidated statements of activities and changes in net assets, functional expenses, and cash flows for the year then ended, and the related notes to the consolidated financial statements.

In our opinion, the consolidated financial statements present fairly, in all material respects, the financial position of the Organization as of June 30, 2025, and the changes in its net assets and its cash flows for the year then ended in accordance with accounting principles generally accepted in the United States of America.

#### ***Basis for Opinion***

We conducted our audit in accordance with auditing standards generally accepted in the United States of America and the standards applicable to financial audits contained in *Government Auditing Standards* issued by the Comptroller General of the United States. Our responsibilities under those standards are further described in the Auditor's Responsibilities for the Audit of the Consolidated Financial Statements section of our report. We are required to be independent of the Organization and to meet our other ethical responsibilities, in accordance with the relevant ethical requirements relating to our audit. We believe that the audit evidence we have obtained is sufficient and appropriate to provide a basis for our audit opinions.

#### ***Responsibilities of Management for the Consolidated Financial Statements***

Management is responsible for the preparation and fair presentation of the consolidated financial statements in accordance with accounting principles generally accepted in the United States of America, and for the design, implementation, and maintenance of internal control relevant to the preparation and fair presentation of consolidated financial statements that are free from material misstatement, whether due to fraud or error.

In preparing the consolidated financial statements, management is required to evaluate whether there are conditions or events, considered in the aggregate, that raise substantial doubt about the Organization's ability to continue as a going concern within one year after the date that the consolidated financial statements are available to be issued.

## ***Auditor's Responsibilities for the Audit of the Consolidated Financial Statements***

Our objectives are to obtain reasonable assurance about whether the consolidated financial statements as a whole are free from material misstatement, whether due to fraud or error, and to issue an auditor's report that includes our opinion. Reasonable assurance is a high level of assurance but is not absolute assurance and therefore is not a guarantee that an audit conducted in accordance with generally accepted auditing standards and *Government Auditing Standards* will always detect a material misstatement when it exists. The risk of not detecting a material misstatement resulting from fraud is higher than for one resulting from error, as fraud may involve collusion, forgery, intentional omissions, misrepresentations, or the override of internal control. Misstatements are considered material if there is a substantial likelihood that, individually or in the aggregate, they would influence the judgment made by a reasonable user based on the consolidated financial statements.

In performing an audit in accordance with generally accepted auditing standards and *Government Auditing Standards*, we:

- Exercise professional judgment and maintain professional skepticism throughout the audit.
- Identify and assess the risks of material misstatement of the consolidated financial statements, whether due to fraud or error, and design and perform audit procedures responsive to those risks. Such procedures include examining, on a test basis, evidence regarding the amounts and disclosures in the consolidated financial statements.
- Obtain an understanding of internal control relevant to the audit in order to design audit procedures that are appropriate in the circumstances, but not for the purpose of expressing an opinion on the effectiveness of the Organization's internal control. Accordingly, no such opinion is expressed.
- Evaluate the appropriateness of accounting policies used and the reasonableness of significant accounting estimates made by management, as well as evaluate the overall presentation of the consolidated financial statements.
- Conclude whether, in our judgment, there are conditions or events, considered in the aggregate, that raise substantial doubt about the Organization's ability to continue as a going concern for a reasonable period of time.

We are required to communicate with those charged with governance regarding, among other matters, the planned scope and timing of the audit, significant audit findings, and certain internal control related matters that we identified during the audit.

## **Report on Summarized Comparative Information**

We have previously audited the Organization's 2024 consolidated financial statements, and we expressed an unmodified audit opinion on those audited consolidated financial statements in our report dated December 27, 2024. In our opinion, the summarized comparative information presented herein as of and for the year ended June 30, 2024, is consistent, in all material respects, with the audited consolidated financial statements from which it has been derived.

## **Supplementary Information**

Our audit was conducted for the purpose of forming an opinion on the consolidated financial statements as a whole. The Consolidating Schedule of Financial Position, Consolidating Schedule of Activities and Changes in Net Assets and Consolidating Statements of Functional Expenses are presented for purposes of additional analysis are not a required part of the consolidated financial

statements. Such information is the responsibility of management and was derived from and relates directly to the underlying accounting and other records used to prepare the consolidated financial statements. The consolidating information has been subjected to the auditing procedures applied in the audit of the consolidated financial statements and certain additional procedures, including comparing and reconciling such information directly to the underlying accounting and other records used to prepare the consolidated financial statements or to the consolidated financial statements themselves, and other additional procedures in accordance with the auditing standards generally accepted in the United States of America. In our opinion, the consolidating information is fairly stated in all material respects in relation to the consolidated financial statements as a whole.

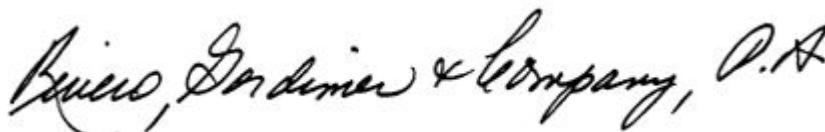
Our audit was conducted for the purpose of forming an opinion on the consolidated financial statements as a whole. The accompanying consolidated schedule of expenditures of federal awards and state financial assistance, as required by Title 2 U.S. *Code of Federal Regulations* Part 200, *Uniform Administrative Requirements, Cost Principles, and Audit Requirements for Federal Awards* and Chapter 10.650, *Rules of the Auditor General*, is presented for purposes of additional analysis and is also not a required part of the consolidated financial statements. Such information is the responsibility of management and was derived from and relates directly to the underlying accounting and other records used to prepare the consolidated financial statements. The information has been subjected to the auditing procedures applied in the audit of the consolidated financial statements and certain additional procedures, including comparing and reconciling such information directly to the underlying accounting and other records used to prepare the consolidated financial statements or to the consolidated financial statements themselves, and other additional procedures in accordance with auditing standards generally accepted in the United States of America. In our opinion, the schedule of expenditures of federal awards and state financial assistance is fairly stated, in all material respects, in relation to the consolidated financial statements as a whole.

The Schedule of Related Party Transaction Adjustment (Unaudited), Schedule of Bed-Day Availability Payments (Unaudited), Program/Cost Center Actual Expenses and Revenues Schedules (Unaudited) are presented for purposes of additional analysis and are not a required part of the consolidated financial statements. Such information has not been subjected to the auditing procedures applied in the audit of the basic consolidated financial statements and accordingly, we do not express an opinion or provide any assurance on them.

#### **Other Reporting Required by Government Auditing Standards**

In accordance with *Government Auditing Standards*, we have also issued our report dated December 31, 2025 on our consideration of the Organization's internal control over financial reporting and on our tests of its compliance with certain provisions of laws, regulations, contracts, and grant agreements and other matters. The purpose of that report is solely to describe the scope of our testing of internal control over financial reporting and compliance and the results of that testing, and not to provide an opinion on the effectiveness of the Organization's internal control over financial reporting or on compliance. That report is an integral part of an audit performed in accordance with *Government Auditing Standards* in considering the Organization's internal control over financial reporting and compliance.

Tampa, Florida  
December 31, 2025

A handwritten signature in black ink that reads "Buero, Gordinier & Company, P.A." The signature is written in a cursive, flowing style.

Camelot Community Care, Inc. and Subsidiaries

CONSOLIDATED STATEMENT OF FINANCIAL POSITION

June 30, 2025  
(With comparative totals for June 30, 2024)

	Without Donor Restrictions	With Donor Restrictions	Total 2025	Total 2024
<b>ASSETS</b>				
Cash, cash equivalents and restricted cash (notes A6 and A7)	\$ 49,390,279	\$ 71,402	\$ 49,461,681	\$ 42,943,573
Accounts receivable, net (note A8)	5,306,345	-	5,306,345	6,736,599
Prepaid expenses	2,314,802	-	2,314,802	2,015,523
Total current assets	57,011,426	71,402	57,082,828	51,695,695
Deposits	709,708	-	709,708	861,853
Property and equipment, net (notes A9 and B)	4,111,714	-	4,111,714	4,330,232
Beneficial interest in assets held by others (note A10, C and K)	-	472,857	472,857	429,942
Right-of-use assets - operating leases (note G)	7,858,737	-	7,858,737	7,117,767
<b>TOTAL ASSETS</b>	<b>\$ 69,691,585</b>	<b>\$ 544,259</b>	<b>\$ 70,235,844</b>	<b>\$ 64,435,489</b>
<b>LIABILITIES AND NET ASSETS</b>				
Accounts payable	\$ 9,745,378	\$ -	\$ 9,745,378	\$ 9,347,196
Trust account funds	769,875	-	769,875	651,616
Accrued expenses	2,050,732	-	2,050,732	844,715
Accrued salaries, wages, and benefits	4,106,782	-	4,106,782	5,633,607
Deferred revenue	152,113	-	152,113	71,645
Rental deposits	20,012	-	20,012	16,733
Line of credit payable (note D)	-	-	-	-
Operating lease liabilities, current portion (note G)	2,912,106	-	2,912,106	2,336,742
Current maturities of long-term debt (note E)	85,198	-	85,198	82,692
Total current liabilities	19,842,196	-	19,842,196	18,984,946
Refundable advances (notes A11)	30,537,070	-	30,537,070	25,495,323
Operating lease liabilities, less current portion (note G)	5,206,626	-	5,206,626	5,002,289
Long-term debt, less current maturities (note E)	2,411,808	-	2,411,808	2,495,949
Total long-term liabilities	38,155,504	-	38,155,504	32,993,561
Total liabilities	57,997,700	-	57,997,700	51,978,507
Net assets (notes A3, K and L)	11,693,885	544,259	12,238,144	12,456,982
<b>TOTAL LIABILITIES AND NET ASSETS</b>	<b>\$ 69,691,585</b>	<b>\$ 544,259</b>	<b>\$ 70,235,844</b>	<b>\$ 64,435,489</b>

The accompanying notes are an integral part of this consolidated statement.

Camelot Community Care, Inc. and Subsidiaries

CONSOLIDATED STATEMENT OF ACTIVITIES AND CHANGES IN NET ASSETS

For the year ended June 30, 2025  
(With comparative totals for the year ended June 30, 2024)

	Without Donor Restrictions	With Donor Restrictions	Total 2025	Total 2024
Revenue and support (note A11)				
Revenue from client fees, net	\$ 223,458,049	\$ -	\$ 223,458,049	\$ 226,943,764
Change in value of beneficial interest in assets held by others	-	42,915	42,915	39,343
Rental income	259,740	-	259,740	224,344
Contributions and other income	1,212,986	-	1,212,986	1,423,850
Total revenue and support before net assets released from restrictions	224,930,775	42,915	224,973,690	228,631,301
Net assets released from restrictions	-	-	-	-
Total revenue and support	224,930,775	42,915	224,973,690	228,631,301
Expenses (note A15)				
Program services				
Community behavioral health	2,069,719	-	2,069,719	2,334,602
Independent living	2,653,467	-	2,653,467	2,748,766
Foster care	5,160,711	-	5,160,711	5,360,707
Adoptions	1,411,503	-	1,411,503	1,491,821
Child welfare case management	22,247,747	-	22,247,747	26,316,704
Prevention/ diversion/ protection	5,348,662	-	5,348,662	4,913,585
Lead agency services (CNSF)	67,319,430	-	67,319,430	63,522,340
Lead agency services (CNH)	104,242,042	-	104,242,042	107,560,367
	210,453,281	-	210,453,281	214,248,892
Supporting services	14,739,247	-	14,739,247	13,921,772
Total expenses	225,192,528	-	225,192,528	228,170,664
Change in net assets	(261,753)	42,915	(218,838)	460,637
Net assets at beginning of year	11,955,638	501,344	12,456,982	11,996,345
Net assets at end of year	\$ 11,693,885	\$ 544,259	\$ 12,238,144	\$ 12,456,982

The accompanying notes are an integral part of this consolidated statement.

Camelot Community Care, Inc. and Subsidiaries

CONSOLIDATED STATEMENT OF FUNCTIONAL EXPENSES

For the year ended June 30, 2025  
(With comparative totals for the year ended June 30, 2024)

	Program Services											
	Community Behavioral Health	Independent Living	Foster Care	Adoptions	Child Welfare Case Management	Prevention/ Diversion/ Protection	Lead Agency Services (CNSF)	Lead Agency Services (CNH)	Total Program Services	Supporting Services	Total 2025	Total 2024
Personnel expenses												
Payroll	\$ 1,138,412	\$ 1,726,051	\$ 2,466,825	\$ 1,115,082	\$ 16,482,197	\$ 3,089,035	\$ 15,455,621	\$ 13,765,197	\$ 55,238,420	\$ 8,578,717	\$ 63,817,137	\$ 65,030,590
Benefits	214,259	299,611	434,366	202,421	2,887,035	518,436	1,347,223	1,051,171	6,954,522	1,052,191	8,006,713	7,974,391
Total personnel expenses	1,352,671	2,025,662	2,901,191	1,317,503	19,369,232	3,607,471	16,802,844	14,816,368	62,192,942	9,630,908	71,823,850	73,004,981
Other expenses												
Outside contractors	489,812	2,300	27,585	-	-	192,588	10,830,449	25,516,732	37,059,466	17,194	37,076,660	37,905,622
Other employee expenses	20,866	98,889	169,844	47,007	1,725,138	183,639	529,255	260,437	3,035,075	391,252	3,426,327	4,063,187
Staff recruitment and retention	2,819	2,670	3,253	641	22,250	3,711	-	-	35,344	29,913	65,257	80,338
Client expenses	6,958	100,440	25,142	1,857	114,046	65,635	1,051,439	4,241,221	5,606,738	76,762	5,683,500	5,833,858
Foster parent/cost of care payments	55	375	1,411,351	1,360	200	-	34,650,358	55,244,243	91,307,942	-	91,307,942	89,930,482
Fund raising expense	-	-	-	-	-	-	169,224	226	169,450	87,023	256,473	634,229
Business promotions and marketing	-	-	384	25	12	120	-	-	541	25,927	26,468	57,179
Facilities management	138,037	220,441	472,389	6,390	14,173	436,007	2,398,388	2,559,318	6,245,143	1,378,436	7,623,579	8,347,446
Commercial insurance	24,842	42,743	57,900	16,166	378,780	53,974	61,848	711,742	1,347,995	668,237	2,016,232	1,756,181
Professional services	1,508	-	9,030	-	38,433	17,516	420,266	131,460	618,213	1,393,363	2,011,576	1,334,156
Other operating expenses	30,050	147,444	67,858	19,837	585,342	766,899	404,929	760,295	2,782,654	721,122	3,503,776	4,840,330
Depreciation and amortization expense	2,101	12,503	14,784	717	141	21,102	430	-	51,778	242,062	293,840	302,881
Interest expense	-	-	-	-	-	-	-	-	-	77,048	77,048	79,794
Total other expenses	717,048	627,805	2,259,520	94,000	2,878,515	1,741,191	50,516,586	89,425,674	148,260,339	5,108,339	153,368,678	155,165,683
Total expenses	\$ 2,069,719	\$ 2,653,467	\$ 5,160,711	\$ 1,411,503	\$ 22,247,747	\$ 5,348,662	\$ 67,319,430	\$ 104,242,042	\$ 210,453,281	\$ 14,739,247 *	\$ 225,192,528	\$ 228,170,664

\* Amount is net \$12,318,149 of intercompany eliminated expenses - See NOTE I

The accompanying notes are an integral part of this consolidated statement.



Camelot Community Care, Inc. and Subsidiaries

CONSOLIDATED STATEMENT OF CASH FLOWS

For the year ended June 30, 2025  
(With comparative totals for the year ended June 30, 2024)

	<u>2025</u>	<u>2024</u>
Cash flows from operating activities		
Change in net assets	\$ (218,838)	\$ 460,637
Adjustments to reconcile change in net assets to net cash from operating activities		
Depreciation	293,840	302,881
Right-of-use operating lease assets amortization	2,812,624	2,842,311
Right-of-use operating lease liabilities principal payments	(2,772,417)	(2,849,924)
Disposal of right-of-use assets due to lease termination	-	585,634
Gain on disposal of equipment	-	(5,015)
Changes in operating assets and liabilities		
Accounts receivable	1,430,254	380,695
Prepaid expenses	(299,279)	273,860
Deposits	152,145	439,088
Change in value of beneficial interest in funds held by others	(42,915)	(39,343)
Accounts payable	398,182	(872,684)
Trust account funds	118,259	23,048
Accrued expenses	1,206,017	(849,269)
Accrued salaries, wages, and benefits	(1,526,825)	881,173
Deferred revenue and refundable advances	5,122,215	3,723,068
Rental deposits	3,279	(2,308)
Total adjustments	<u>6,895,379</u>	<u>4,833,215</u>
Net cash provided by operating activities	<u>6,676,541</u>	<u>5,293,852</u>
Cash flows from investing activities		
Proceeds from sale of investments	-	121,000
Purchases of property and equipment	<u>(75,741)</u>	<u>(652,410)</u>
Net cash used by investing activities	<u>(75,741)</u>	<u>(531,410)</u>
Cash flows from financing activities		
Finance lease liabilities principal payments	-	(585,634)
Payments on long-term debt	<u>(82,692)</u>	<u>(78,989)</u>
Net cash used by financing activities	<u>(82,692)</u>	<u>(664,623)</u>
Net change in cash, cash equivalents and restricted cash	6,518,108	4,097,819
Cash, cash equivalents and restricted cash at beginning of year	<u>42,943,573</u>	<u>38,845,754</u>
Cash, cash equivalents and restricted cash at end of year	<u>\$ 49,461,681</u>	<u>\$ 42,943,573</u>

Camelot Community Care, Inc. and Subsidiaries

CONSOLIDATED STATEMENT OF CASH FLOWS - CONTINUED

For the year ended June 30, 2025  
(With comparative totals for the year ended June 30, 2024)

	<u>2025</u>	<u>2024</u>
<u>Supplemental disclosures of cash flow information</u>		
Cash paid during the year		
Interest	<u>\$ 75,996</u>	<u>\$ 79,694</u>
Taxes	<u>\$ -</u>	<u>\$ -</u>
<u>Supplemental disclosures of non-cash investing and financing activity</u>		
Right-of-use asset and lease liability recognized	<u>\$ 4,498,142</u>	<u>\$ 1,553,137</u>

The accompanying notes are an integral part of this consolidated statement.

Camelot Community Care, Inc. and Subsidiaries

NOTES TO CONSOLIDATED FINANCIAL STATEMENTS

June 30, 2025

NOTE A - DESCRIPTION OF THE ORGANIZATION AND SUMMARY OF SIGNIFICANT ACCOUNTING POLICIES

A brief description of the organization and a summary of its significant accounting policies consistently applied in the preparation of the accompanying consolidated financial statements follow:

1. Nature of Organization

Camelot Community Care, Inc. ("Camelot") is a 501(c)(3) not-for-profit corporation organized for the purpose of providing behavioral health and child welfare services to children and adolescents. These services include therapeutic foster homes, in-home counseling, interventions, school-based services, juvenile justice programs, and child welfare services to children under state custody. Camelot is licensed to do business in Florida and Ohio.

Children's Network of Southwest Florida, LLC ("CNSF") is a wholly owned subsidiary of Camelot that serves as the lead agency for the State of Florida Department of Children and Families ("DCF") Community Based Care Project ("CBCP") in Charlotte, Glades, Lee, Hendry, and Collier Counties of Florida by performing administrative services, financial management, data communication services, training, family preservation services, and quality assurance for child protection services. DCF provides child protection investigations and legal services through the State of Florida Office of the Attorney General for this five-county area. CNSF accomplishes its purpose by utilizing a system of care that includes independent agencies that are subcontracted through CNSF to provide services to the abused and neglected children and their families within the five county areas.

Children's Network of Hillsborough, LLC ("CNH") is a wholly owned subsidiary of Camelot that was organized in 2022. CNH contracts with DCF to administer the CBCP for Hillsborough County, Florida. As a CBC lead agency, CNH operates similarly and performs the same type of services as CNSF.

Bright Future for Families, Inc. ("Bright Future") is a wholly owned subsidiary of Camelot that was organized in 2015 for the purpose of providing behavioral health and welfare services. These services will include providing foster care services and contracting for the provisions of foster care services. Bright Future is affiliated with Camelot through common control by the Board of Directors.

Camelot Community Care Property Holdings, Inc. ("CCCPH") is a wholly owned subsidiary of Camelot that was organized in 2021 for the purpose of owning and operating real estate.

2. Principles of Consolidation

The accompanying consolidated financial statements include the accounts of Camelot and its wholly owned subsidiaries CNSF, Bright Future, CCCPH and CNH (collectively, the "Organization"). Significant intercompany accounts and transactions have been eliminated in consolidation.

Camelot Community Care, Inc. and Subsidiaries

NOTES TO CONSOLIDATED FINANCIAL STATEMENTS - CONTINUED

June 30, 2025

NOTE A - DESCRIPTION OF THE ORGANIZATION AND SUMMARY OF SIGNIFICANT ACCOUNTING POLICIES - Continued

3. Basis of Accounting

The Organization follows the provisions of the Financial Accounting Standards Boards *Accounting Standards Codification* ("FASB ASC"). These consolidated financial statements, which are presented on the accrual basis of accounting, have been prepared to focus on the Organization as a whole and to present revenue, expenses, and net assets based on the existence or absence of donor-imposed restrictions.

Accordingly, net assets of the Organization and changes therein are classified and reported as follows:

- With Donor Restrictions – Net assets with donor restrictions are net assets subject to donor-imposed stipulations that may be fulfilled by the actions of the Organization, that may become undesignated by the passage of time, or that require net assets to be permanently maintained, thereby restricting the use of principal in perpetuity.
- Without Donor Restrictions – Net assets without donor restrictions are net assets not subject to donor-imposed restrictions or the donor-imposed restrictions have expired. These net assets are available for use at the discretion of the Board and/or management for general operating purposes.

4. Use of Estimates

The preparation of consolidated financial statements in conformity with accounting principles generally accepted in the United States of America requires management to make estimates and assumptions that affect certain reported amounts and disclosures. Accordingly, actual results could differ from those estimates.

5. Liquidity

Assets are presented in the accompanying consolidated statement of financial position according to their nearness of conversion to cash and liabilities according to the nearness of their maturity and resulting use of cash. See also note J.

6. Cash, Cash Equivalents, and Restricted Cash

The Organization considers all highly liquid debt instruments and securities purchased with a maturity of three months or less to be cash equivalents.

Camelot Community Care, Inc. and Subsidiaries

NOTES TO CONSOLIDATED FINANCIAL STATEMENTS - CONTINUED

June 30, 2025

NOTE A - DESCRIPTION OF THE ORGANIZATION AND SUMMARY OF SIGNIFICANT ACCOUNTING POLICIES - Continued

The following table provides a reconciliation of cash, cash equivalents, and restricted cash reported within the consolidated statement of financial position that sum to the total of the same such amounts shown in the consolidated statement of cash flows:

Cash	\$ 22,284,584
Cash equivalents	27,105,695
Donor restricted cash	<u>71,402</u>
Total cash, cash equivalents, and restricted cash shown in the consolidated statement of cash flows	<u>\$ 49,461,681</u>

7. Concentration of Credit Risk

Financial instruments that potentially subject the Organization to concentrations of credit risk are primarily cash and accounts receivable. The Organization's cash deposits are placed in financial institutions which at times may exceed the Federal Deposit Insurance Corporation (FDIC) coverage. The Organization has not experienced any losses in its cash accounts and does not believe it is exposed to any significant credit risks related to uninsured amounts.

The Organization grants credit primarily to governmental agencies. The Organization has not experienced any losses in such accounts and does not believe it is exposed to any significant credit risks on these accounts.

The Organization receives a substantial amount of its support directly from the State of Florida Department of Children and Families (approximately 85% of total revenues for the year ended June 30, 2025). Any significant reduction in the level of this support could have an effect on the Organization's programs.

8. Accounts Receivable

The majority of the Organization's accounts receivable is due from governmental agencies or governmental related pass-through agencies. Due to budgetary changes and other contractual adjustments, the actual realizable value of such accounts receivable is subject to change. Accordingly, at June 30, 2025, the provision for estimated contractual adjustments was approximately \$3,000.

The Organization also provides allowance for accounts it deems to be uncollectible based on management's best estimates. No additional allowances were deemed necessary as of June 30, 2025. The ultimate amount of accounts receivable that become uncollectible could differ from those estimated. Recoveries are recognized in the period they are received.

Camelot Community Care, Inc. and Subsidiaries

NOTES TO CONSOLIDATED FINANCIAL STATEMENTS - CONTINUED

June 30, 2025

NOTE A - DESCRIPTION OF THE ORGANIZATION AND SUMMARY OF SIGNIFICANT ACCOUNTING POLICIES - Continued

9. Property and Equipment

Property and equipment are recorded at cost and depreciated using the straight-line method over the estimated useful lives of the related assets, which range from three to seven years. The Organization has a policy of capitalizing expenditures of property and equipment that exceed \$1,500.

Maintenance, repairs and renewals which neither materially add to the value of the property nor appreciably prolong its life are charged to expense as incurred. Gains and losses on dispositions of property and equipment are included in the statement of activities and changes in net assets.

10. Beneficial Interest in Assets Held by Others

The Organization has transferred assets to a community foundation which holds the funds for the benefit of the Organization. When a nonprofit transfers assets to a charitable trust or community foundation in which the resource provider names itself as beneficiary, the economic benefit of the transferred assets remains with the resource provider. The asset received in exchange is a beneficial interest in assets held by others, measured at the fair value of the asset contributed. Changes in the value are recognized in the statement of activities as "change in value of beneficial interest in funds held by others".

11. Revenue Recognition and Refundable Advances

The Organization recognizes grants, contracts and gifts of cash or other assets as support with donor restrictions if they are received with grantor or donor stipulations that limit the use of the donated assets.

When a grantor or donor restriction expires, a stipulated time restriction ends, or a purpose restriction is accomplished, net assets with donor restrictions are reclassified to net assets without donor restrictions and reported in the statement of activities and changes in net assets as net assets released from restrictions. Donor restricted contributions, whose restrictions are met in the same reporting period, are reported as contributions without donor restrictions.

Revenues from grants and contracts are recorded based upon terms of the award allotment which generally provide that revenues are earned when the allowable costs of the specific grant or contract provisions have been incurred. Support received from awarding agencies in advance of related allowable costs is recorded as refundable advances. Unexpended advances may have to be returned to the awarding agency at the end of the contract term.

Camelot Community Care, Inc. and Subsidiaries

NOTES TO CONSOLIDATED FINANCIAL STATEMENTS - CONTINUED

June 30, 2025

NOTE A - DESCRIPTION OF THE ORGANIZATION AND SUMMARY OF SIGNIFICANT ACCOUNTING POLICIES - Continued

Revenues are subject to audit by the contract or grant awarding agency and, if the examination results in a disallowance of any expenditure, repayment could be required. During the year ended June 30, 2025, no amounts were disallowed by subsidiaries and no payback by Camelot to CNSF or CNH was required based on subsequent examination results. Certain contract amounts not expended at the year ended June 30, 2025 are due back to CNSF and CNH from Camelot and are eliminated in the consolidated financial statements.

Camelot, CNSF and CNH maintain contracts with the State of Florida and revenue is recognized based on a cost reimbursement methodology. Therefore, revenue is recorded based on the actual cost to date in accordance with the contract.

The Organization recognizes patient revenues when the services are delivered. Patient revenues are reported net of estimated contractual adjustments. Contractual adjustments and net patient billings are subject to audits by third party payers and additional adjustments could result.

12. Contributed Items and Services

The Organization receives contributed items to support programs and families served. Contributed items are considered in-kind contributions and are primarily children's school and household supplies. Contributed items are recognized at their estimated fair values at the date of contribution to the extent an objective basis is available to measure the value of such items and are considered without donor restrictions. These donated items were not a material amount and all items were utilized during the year ended June 30, 2025. Also, the Organization utilizes volunteers to provide assistance with events, fundraising, childcare and other support services, as well as certain administrative support; however, these services do not meet the criteria for recognition as contributed services.

13. Income Taxes

Camelot, CNSF, Bright Future, and CNH have been recognized as exempt from federal income taxes under Section 501(c)(3) of the Internal Revenue Code and Chapter 220.13 of the Florida Statutes, respectively. CCCPH, has been recognized as exempt from federal income taxes under Section 501(c)(2) of the Internal Revenue Code and Chapter 196 of the Florida Statutes. Accordingly, no provision for income taxes has been presented in these consolidated financial statements. Camelot, CCCPH and Bright Future comply with tax reporting requirements individually, as separate organizations.

CNSF and CNH are single member limited liability corporations and are disregarded entities for tax reporting purposes. All of the net income or loss is passed through to Camelot for tax reporting purposes.

Camelot Community Care, Inc. and Subsidiaries

NOTES TO CONSOLIDATED FINANCIAL STATEMENTS - CONTINUED

June 30, 2025

NOTE A - DESCRIPTION OF THE ORGANIZATION AND SUMMARY OF SIGNIFICANT ACCOUNTING POLICIES - Continued

The Organization has not reported any unrelated business income; however, such status is subject to final determination upon examination, if any, of the related income tax returns by the appropriate taxing authorities. The Organization is not aware of any tax positions it has taken that are subject to a significant degree of uncertainty. Fiscal years 2022 and after remain subject to examination by federal and state taxing authorities.

14. Comparative Information

The consolidated financial statements include certain prior period summarized comparative information in total. Such information does not include sufficient detail to constitute a presentation in conformity with accounting principles generally accepted in the United States of America. Accordingly, such information should be read in conjunction with the Organization's consolidated financial statements for the year ended June 30, 2024, from where it was derived.

15. Functional Allocation of Expenses

The costs of providing the Organization's various programs and other activities have been summarized on a functional basis in the accompanying consolidated statement of activities and changes in net assets, and the consolidated statement of functional expenses. Accordingly, certain costs have been allocated among the programs and supporting services benefited. Salaries and related payroll expenses are allocated among functional categories based on the estimated proportion of time spent to each function. All other expenses are allocated based on management's estimate of the relative functional activity.

A description of each program follows:

Community Behavioral Health

Camelot's Community Behavioral Health program provides counseling and psychiatric services to clients in their home, school or in the community. Our programs utilize several evidenced-based practices including Cognitive Behavioral Therapy, Functional Family Therapy, Multi-Dimensional Family Therapy, and others. The level of service provided to each client and/or their family is based upon the individual needs of the client.

Camelot's Behavioral Health programs include In-Home Counseling, Foster Care prevention/diversion programs, Foster Care Reunification Programs as well as services to maintain the family unit and prevent placement out of the home.



Camelot Community Care, Inc. and Subsidiaries

NOTES TO CONSOLIDATED FINANCIAL STATEMENTS - CONTINUED

June 30, 2025

NOTE A - DESCRIPTION OF THE ORGANIZATION AND SUMMARY OF SIGNIFICANT ACCOUNTING POLICIES - Continued

Community Behavioral Health - Continued

School Based Services are an intensive, structured, goal oriented, distinct, and identifiable service that utilizes multiple mental health interventions that address individualized mental health needs of the client. The program employs a highly structured environment with well trained staff to guarantee sufficient therapeutic services and professional monitoring, control, and protection. School based services recently adopted Trust-Based Relational Therapy (TBRI) recognized as a best practice in addressing childhood trauma.

Independent Living

Camelot's Independent Living program is responsible for the coordination and implementation of Independent Living Services to teens and young adults as they transition from the foster care system to living independently. The goal of the Independent Living Program is to prepare young people in our program for adulthood and self-sufficiency. Camelot accomplishes this by assisting them with their educational, housing, and employment needs.

Young people transitioning from the foster care system often face challenges with living independently while juggling the demands of school, work, and meeting their financial needs. These young people strive to succeed and with the assistance of Camelot's Independent Living program, they develop individual plans to help each person meet their personal goals for success.

Foster Care

Camelot's Foster Care programs consist of Foster Home Recruitment and Management, as well as Treatment Foster Care. The Foster Home Recruitment and Management program recruits, trains, licenses and supports foster homes in several communities it serves. As part of this program, Camelot contracts with the state to manage a network of foster homes which are the most valuable resource for foster children. All homes supported by Camelot receive on-going training, support from staff, and coordination of services. Camelot manages over 300 foster homes that provide a safe and loving family environment to over 600 children.

The Treatment Foster Care is designed to provide safe and nurturing care to a child or youth in a more structured home environment than typical foster care, and it can be a cost-effective alternative to residential treatment. Camelot's Treatment Foster Care Program recruits, trains, and licenses specially trained therapeutic foster parents who care for foster children who exhibit behaviors that require a more structured environment along with therapeutic services.

Camelot Community Care, Inc. and Subsidiaries

NOTES TO CONSOLIDATED FINANCIAL STATEMENTS - CONTINUED

June 30, 2025

NOTE A - DESCRIPTION OF THE ORGANIZATION AND SUMMARY OF SIGNIFICANT ACCOUNTING POLICIES - Continued

Camelot provides oversight, counseling, and therapeutic services to the children in the home and works alongside the foster parents to provide the best environment for these children. Therapeutic foster parents receive support from Camelot including training, respite, crisis on call, and a stipend to care for the children in their home.

Adoptions

Camelot's Adoption Program recruits and approve adoptive families for children in Florida's Foster Care system. Camelot's Adoption program staff also provide Case Management and support to children available for adoption including case planning, adoption preparation, and completion of court documents leading to finalization of adoption. Adoption services are provided under contracts with Community Based Care Lead Agencies throughout Florida.

Camelot Community Care also provides Post Adoption Support services to families who have adopted and are needing both case management assistance as well clinical interventions to maintain the adoptive placement. These services provide intensive interventions to meet the special needs of adoptive families.

In addition, this program focuses on pre and post adoption services to families who have adopted privately, out of state, or from foster care and live in Hillsborough County. Services are trauma informed wrap around that include, but aren't limited to, in-home family counseling, referrals to services, educational advocacy, and a bridge to case management and the lead agency in our area.

Child Welfare Case Management

Camelot's Child Welfare Case Management programs provide dependency and permanency services to children in state custody both in and out of home care and relative/non-relative placements. Certified Case Managers work alongside families to establish goals, creating plans to achieve the goals, providing services to meet needs identified in assessments, monitoring progress toward achievement of the goals, and closing cases when goals have been achieved.

In addition, they address the reasons that they entered the child welfare system with the ultimate goal of reunifying the child with the family. In some cases, the child may not be reunified with the family. In these cases, Camelot works to seek a permanent home for the child through other relatives or adoption.

Camelot Community Care, Inc. and Subsidiaries

NOTES TO CONSOLIDATED FINANCIAL STATEMENTS - CONTINUED

June 30, 2025

NOTE A - DESCRIPTION OF THE ORGANIZATION AND SUMMARY OF SIGNIFICANT ACCOUNTING POLICIES - Continued

Prevention / Diversion / Protection

Camelot's prevention / diversion / protection program provides intensive in-home services to families whose children are at risk of entering the dependency system. Families are identified early on after an abuse investigation occurs and it is determined that the children may remain safely in the home with intensive services. The goal of the program is to preserve family unity, promote safety and wellbeing of children and their families, and equip families with the tools and resources to properly care for their children in a safe and stable environment.

The Juvenile Justice Diversion Program, also known as Family Directions, is a three-to six-month diversion program for first-time juvenile offenders which provides alternatives to traditional criminal justice processes. It serves youth ages 10-17 who are at risk of being committed to the Department of Juvenile Justice system (DJJ). Referrals are received directly from the State Attorney's Office only. The program provides an evidence-based model, Functional Family Therapy (FFT) through in-home family therapy and support services. It also includes Community Learning/Community Service Activities. Services are free to eligible youth.

Community Based Care Lead Agency Services

DCF contracts with CNSF and CNH to administer the Community-Based Care Program, as lead agencies, for designated counties along Florida's Suncoast. Both CNSF and CNH are responsible for abused and neglected children and their families, and work with local community providers to protect children and preserve families.

These goals are accomplished through a system of care in which both CNSF and CNH administer case management, out of home care (foster and group care), adoption and guardian assistance, independent living, licensing, prevention services, and other direct client services for children and families in their service areas.

16. Leases

The Organization adheres to the Financial Accounting Standards Board ("FASB"), *Leases*, (Topic 842), which requires lessees to recognize right-of-use assets and lease liabilities, initially measured at present value of the lease payments, on its statement of financial position for leases with terms longer than 12 months and classified as either financing or operating leases. The Organization determines if an arrangement is or contains a lease at contract inception.

Camelot Community Care, Inc. and Subsidiaries

NOTES TO CONSOLIDATED FINANCIAL STATEMENTS - CONTINUED

June 30, 2025

NOTE A - DESCRIPTION OF THE ORGANIZATION AND SUMMARY OF SIGNIFICANT ACCOUNTING POLICIES - Continued

17. Reclassifications

Certain amounts from the June 30, 2024 comparative consolidated financial statements were reclassified to conform to the June 30, 2025 consolidated financial statements presentation.

NOTE B - PROPERTY AND EQUIPMENT

Property and equipment consisted of the following at June 30, 2025:

Computers and related software	\$ 1,128,277
Furniture and fixtures	209,031
Leasehold improvements	805,316
Automobiles	75,992
Building and improvements	3,220,788
Land	<u>760,000</u>
	6,199,404
Less accumulated depreciation and amortization	<u>(2,087,690)</u>
	<u><u>\$ 4,111,714</u></u>

Depreciation expense was \$293,840 for the year ended June 30, 2025.

NOTE C - FAIR VALUE MEASUREMENTS

Financial Accounting Standards Board ASC 820 establishes a framework for measuring fair value. That framework provides a fair value hierarchy that prioritizes the inputs to valuation techniques used to measure fair value.

The hierarchy gives the highest priority to unadjusted quoted prices in active markets for identical assets or liabilities (level 1 measurement) and the lowest priority to unobservable inputs (level 3 measurements).

The three levels of the fair value hierarchy under FASB ASC 820 are described below:

- Level 1 Inputs to the valuation methodology are unadjusted quoted prices for identical assets or liabilities in active markets that the Organization has the ability to access.

Camelot Community Care, Inc. and Subsidiaries

NOTES TO CONSOLIDATED FINANCIAL STATEMENTS - CONTINUED

June 30, 2025

NOTE C - FAIR VALUE MEASUREMENTS - Continued

Level 2 Inputs to the valuation methodology include:

- Quoted prices for similar assets or liabilities in active markets;
- Quoted prices for identical or similar assets or liabilities in inactive markets;
- Inputs other than quoted prices that are observable for that asset or liability;
- Inputs that are derived principally from or corroborated by observable market data by correlation or other means;
- If the asset or liability has a specified (contractual) term, the input must be observable for substantially the full term of the asset or liability.

Level 3 Inputs to the valuation methodology are unobservable and significant to the fair value measurement

An asset's or liability's fair value measurement level within the fair value hierarchy is based on the lowest level of any input that is significant to the fair value measurement.

Valuation techniques used need to maximize the use of observable inputs and minimize the use of unobservable inputs.

Following is a description of the valuation methodologies used for assets measured at fair value at June 30, 2025:

*Beneficial interests in assets held by others:* The beneficial interests in the funds held by others at a community foundation are not actively traded and significant other observable inputs are not available. The fair value is the value reported by the community foundation. Accordingly, this is a Level 3 measurement of value.

The methods described above may produce a fair value calculation that may not be indicative of the net realizable value or reflective of future fair values. Furthermore, while the Organization believes its valuation methods are appropriate and consistent with other market participants, the use of different methodologies or assumptions to determine the fair value of certain financial instruments could result in a different fair value measurement at the reporting date.

	<u>Fair Value</u>	<u>Level 1</u>	<u>Level 2</u>	<u>Level 3</u>
Beneficial interests in assets held by others	\$ 472,857	\$ -	\$ -	\$ 472,857
	<u>\$ 472,857</u>	<u>\$ -</u>	<u>\$ -</u>	<u>\$ 472,857</u>

Camelot Community Care, Inc. and Subsidiaries

NOTES TO CONSOLIDATED FINANCIAL STATEMENTS - CONTINUED

June 30, 2025

NOTE D - LINE OF CREDIT

Camelot has a revolving line of credit with a financial institution that permits it to borrow up to \$2,000,000. The line of credit has no maturity date and requires payments of interest at the prime rate plus 0.25% (7.75% at June 30, 2025) subject to a floor of 4.00%. Borrowings under the line of credit are collateralized principally by all of Camelot's assets. The balance outstanding on the line of credit was \$-0- at June 30, 2025.

NOTE E - LONG-TERM DEBT

Long-term debt consisted of the following at June 30, 2025:

Mortgage note payable to financial institution dated October 29, 2021 of \$2,775,000 to purchase a building, fixed interest at 2.99%, monthly principal and interest payments of \$13,224 beginning December 2021, matures in November 2031 with a balloon payment due for the remaining principal balance estimated at \$1,925,000, secured by real property.	\$ 2,497,006
Less current maturities	<u>(85,198)</u>
	<u><u>\$ 2,411,808</u></u>

Principal maturities of long-term debt are as follows:

<u>Year ending June 30,</u>	
2026	\$ 85,198
2027	87,781
2028	90,442
2029	93,183
2030	96,008
2031 and thereafter	<u>2,044,394</u>
	<u><u>\$ 2,497,006</u></u>

NOTE F - BROWARD COUNTY, FLORIDA CONTRACT

The Organization has an operating agreement with Broward County's Children's Services Administration (a division of the County's Human Service Department). Program service revenue under this agreement for the year ended June 30, 2025, was \$8,478.

Camelot Community Care, Inc. and Subsidiaries

NOTES TO CONSOLIDATED FINANCIAL STATEMENTS - CONTINUED

June 30, 2025

NOTE G - COMMITMENTS AND CONTINGENCIES

1. Operating Leases

The Organization leases its office facilities in the locations where it provides services under operating leases. The weighted average of remaining lease terms was 3.1 years, and the weighted average discount rate was 8.0%. Operating lease right-of-use assets, net of accumulated amortization was \$7,858,737, and the operating lease liabilities were \$8,118,732 at June 30, 2025. Approximate future minimum lease payments required under all non-cancelable operating leases at June 30, 2025 are as follows:

<u>Year ending June 30,</u>	
2026	\$ 2,912,106
2027	3,266,150
2028	1,633,522
2029	953,589
2030	349,334
2031 and thereafter	<u>254,589</u>
Total minimum future payments	9,369,290
Less amounts representing interest	<u>(1,250,558)</u>
Operating lease liabilities	<u><u>\$ 8,118,732</u></u>

The right-of-use operating lease assets are amortized using the straight-line method over the lease term. The right-of-use operating lease assets consists of the following as of June 30, 2025:

Operating lease right-of-use assets	\$ 16,019,993
Less accumulated amortization	<u>(8,161,256)</u>
	<u><u>\$ 7,858,737</u></u>

Operating lease expense for the Organization for the year ended June 30, 2025 was approximately \$4,030,000, included in facilities management in the consolidated statement of functional expenses.

Camelot Community Care, Inc. and Subsidiaries

NOTES TO CONSOLIDATED FINANCIAL STATEMENTS - CONTINUED

June 30, 2025

NOTE G - COMMITMENTS AND CONTINGENCIES - Continued

2. Leases Beginning After June 30, 2025

As of June 30, 2025, the Organization has entered into noncancelable lease agreements for office space located in Hillsborough County, Florida. The leases are scheduled to commence on July 1, 2025. The lease terms range from 3 to 5 years with annual base rent payments beginning at \$200,000 and escalating 3% annually. These leases have not commenced as of the statement of financial position date and are not included in the right-of-use assets or lease liabilities presented in the consolidated statement of financial position. The Organization will recognize a right-of-use asset and corresponding lease liability of approximately \$798,000 during fiscal year 2026.

3. Contingencies

Occasionally the Organization may be involved in legal actions or disputes. At June 30, 2025, no actions exist, which in management's opinion, would have a material effect on the Organization's financial position.

The Organization bills Medicaid and Medicare for services provided to clients who are eligible for Medicaid and/or Medicare insurance reimbursement. All billings and the related documentation are subject to audit by Medicaid and Medicare. Potential payback could be required if proper documentation is lacking.

4. Uncertainties

A portion of the Organization's revenues are provided through contracts with various governmental agencies in the states in which the Organization does business. Accordingly, the Organization operates in a heavily regulated environment. The operations of the Organization are subject to the administrative directives, rules and regulations of federal, state and local regulatory agencies. Such administrative directives, rules and regulations are subject to change by an act of the United States Congress, its designees, or State Legislatures. Such changes may occur with little notice or inadequate funding to pay for the related cost, including the additional administrative burden, to comply with a change.

5. Self - Insured Health Insurance Plan

The Organization provides health insurance coverage to its employees under a self-insured plan. Under this arrangement, the Organization assumes the risk for medical claims incurred by covered employees and their dependents. The Organization has purchased a stop-loss insurance policy to limit its exposure to large claims.

A reserve fund has been established to pay actual claims. Employee and employer health insurance premiums are collected on a biweekly basis and added to the reserve fund. Premiums charged to employees and expensed by the Organization are determined on an annual basis using historical claims data and outside actuarial analysis.



Camelot Community Care, Inc. and Subsidiaries

NOTES TO CONSOLIDATED FINANCIAL STATEMENTS - CONTINUED

June 30, 2025

NOTE G - COMMITMENTS AND CONTINGENCIES - Continued

As of June 30, 2025, the balance of the reserve fund available to pay claims was \$643,674 and is included in the accrued expenses on the statement of financial position at June 30, 2025. Estimated claims incurred but not reported (IBNR) as of June 30, 2025 were approximately \$548,000 and will be paid from the reserve fund balance.

NOTE H - MATCHING REQUIREMENTS

The Organization has met all federal and state matching requirements which are included in contracts QJ008, QJ015 and QJ016, with the Florida Department of Children and Families; contracts 24-2111, and 22-2110, with Children's Services Council of Broward County; contract 22-CP-CSA-1429-01, with Broward County; contract 34351-24 with Broward Behavioral Health Coalition; and contract ME003, with LSF Health Systems, LLC.

NOTE I - RELATED PARTY TRANSACTIONS AND BALANCES

CNH and CNSF contract with Camelot to perform case management and related services related to its main contract with the Florida Department of Children and Families. Total revenue recognized by Camelot for CNH and CNSF lead agency services performed were \$5,683,336 and \$5,837,589, respectively, for the year ending June 30, 2025.

Certain contract amounts not expended during the fiscal year totaling \$663,224 are due from Camelot back to CNSF and CNH and are eliminated in the consolidated financial statements at June 30, 2025. See also note A11.

Camelot had a receivable balance for shared costs and revenue related to the above services from CNSF and CNH of \$514,969 and \$594,590, respectively, at June 30, 2025. Amounts owed by Bright Futures to Camelot totaled \$36,716 for shared services paid for by Camelot. Rental income between CCCPH and Camelot of \$134,000 for the year ended June 30, 2025 is eliminated in the consolidated financial statements. All related party revenues, expenses and receivables were eliminated in consolidation.

NOTE J - LIQUIDITY AND AVAILABILITY

The Organization structures its financial assets to be available as its general expenditures, liabilities, and other obligations come due. The Organization manages its liquidity by developing and adopting annual operating budgets that provide sufficient funds for general expenditures in meeting its liabilities and other obligations as they become due.

Camelot Community Care, Inc. and Subsidiaries

NOTES TO CONSOLIDATED FINANCIAL STATEMENTS - CONTINUED

June 30, 2025

NOTE J - LIQUIDITY AND AVAILABILITY - Continued

The following reflects the Organization's financial assets as of June 30, 2025, reduced by amounts not available for general use because of contractual, donor-imposed restrictions or board designated restrictions within one year of the statement of financial position date:

Financial assets	
Cash, cash equivalents and restricted cash	\$ 49,461,681
Accounts receivable, net	5,306,345
Beneficial interest in funds held for others	<u>472,857</u>
Total financial assets	<u>55,240,883</u>
Less amounts not available to be used within one year	
Trust accounts	769,875
Beneficial interest in funds held for others	<u>472,857</u>
Total assets not available to be used within one year	<u>1,242,732</u>
Total assets available within one year for general expenditures within one year	<u>\$ 53,998,151</u>

The Organization also had a line of credit with credit available of \$2,000,000 at June 30, 2025 to meet operational needs if determined necessary by management - see note D. The Organization has refundable advances described in footnote A11 included as cash and cash equivalents that must be returned to the awarding agency at the end of the contract term.

NOTE K - ENDOWMENT FUND

The Organization's endowment is comprised of restricted funds designated to function as an endowment. Net assets associated with endowment funds are classified and reported based on existence or absence of donor-imposed restrictions.

Interpretation of Relevant Law

The State of Florida has adopted the Florida Uniform Prudent Management of Institutional Funds Act ("FUPMIFA"). The Organization has interpreted the FUPMIFA as requiring the preservation of the fair value of the original gift as of the gift date of the donor-restricted endowment funds absent explicit donor stipulation to the contrary.

Camelot Community Care, Inc. and Subsidiaries

NOTES TO CONSOLIDATED FINANCIAL STATEMENTS - CONTINUED

June 30, 2025

NOTE K - ENDOWMENT FUND - Continued

As a result of this interpretation, the Organization classifies as donor restricted net assets (a) the original value of gifts donated to the endowment, (b) the original value of subsequent gifts to the endowment and (c) accumulations to the endowment made in accordance with the direction of the applicable donor gift instrument at the time the accumulation is added to the fund.

In accordance with the FUPMIFA, the Organization considers the following factors in making a determination to appropriate or accumulate donor-restricted endowment funds:

1. The duration and preservation of the fund
2. The purposes of the Organization and the donor-restricted endowment fund
3. General economic conditions
4. The possible effect of inflation and deflation
5. The expected total return from income and the appreciation of investments
6. Other resources of the Organization
7. The investment policies of the Organization

Endowment assets consist of donor restricted endowments held by the Organization and the Community Foundation of Tampa Bay, Inc ("CFTB"). In the year ended June 30, 2019, the Organization transferred \$300,000 to CFTB to establish an endowment fund specifying itself as the beneficiary. Simultaneously, CFTB established the Camelot Community Care, Inc. – Designated fund with a promise to match \$100,000 for the Organization endowment account as part of a challenge grant. Under the terms of the agreement, the Organization receives a distribution equal to 4% of the value of the assets as of December 31<sup>st</sup> of the previous year. At the time of the transfer, the Organization granted variance power to CFTB.

That power gives CFTB the right to distribute the investment income to another not-for-profit organization of its choice if the Organization ceases to exist, or if the governing board of CFTB votes that support of the Organization is no longer necessary or inconsistent with the needs of the Tampa Bay community.

The Camelot Community Care Inc - Designated fund, to be contributed by CFTB, is considered a designated fund of CFTB. Accordingly, this investment account is not considered an asset of the Organization. The value of this investment account held for the benefit of the Organization by CFTB was approximately \$158,000 as of June 30, 2025. The Organization's transferred amount of \$300,000 to establish the endowment fund is considered an asset of the Organization. The value of this investment account held for the benefit of the Organization by CFTB was \$472,857 as of June 30, 2025.

Camelot Community Care, Inc. and Subsidiaries

NOTES TO CONSOLIDATED FINANCIAL STATEMENTS - CONTINUED

June 30, 2025

NOTE K - ENDOWMENT FUND - Continued

Return Objectives, Risk Parameters, and Strategies

The Organization has adopted an investment and spending policy for endowment assets that attempts to preserve the real value of endowment assets, increase the real value of the portfolio and facilitate a potential distribution to support some level of future operations. Endowment assets include those assets of donor-restricted funds that the Organization must hold in perpetuity or for a donor-specified period(s). The terms of the operating policies of the endowment fund (the "Fund") requires that the Fund will be managed by Organization Board of Directors.

Spending Policy and how the Investment Objective Relates to Spending Policy

The Organization has adopted investment and spending policies that attempt to provide a predictable stream of funding to programs supported by its endowment while seeking to maintain the purchasing power of these endowment assets over the long-term. The Organization's spending and investment policies work together to achieve this objective. The investment policy establishes an achievable return objective through diversification of asset classes. The current long-term return objective seeks a return in excess of inflation, net of investment fees. Actual returns in any given year may vary from this amount.

The spending policy calculates the amount of money that may be annually distributed from the Organization's endowed funds. The current spending policy is to distribute 5% of the value of the assets as of December 31st of the previous year.

NOTE L - NET ASSETS WITH DONOR RESTRICTIONS

The Organization's net assets with donor restrictions are primarily restricted for the following purposes at June 30, 2025:

Restricted cash with donor purpose restrictions	\$ 71,402
Beneficial interest in assets held by others	<u>472,857</u>
	<u>\$ 544,259</u>

Net assets released from restrictions due to time or purpose conditions being met were \$-0- for the year ended June 30, 2025.

Camelot Community Care, Inc. and Subsidiaries

NOTES TO CONSOLIDATED FINANCIAL STATEMENTS - CONTINUED

June 30, 2025

NOTE M - RENTAL INCOME

The Organization leases excess office space to unrelated entities under non-cancellable operating leases. The approximate future minimum receipts total are as follows:

<u>Year ending June 30,</u>	
2026	\$ 228,017
2027	153,676
2028	<u>66,933</u>
	<u>\$ 448,626</u>

Rental income on leases was approximately \$394,000 for the year ended June 30, 2025.

NOTE N - RETIREMENT PLAN

Employees of the Organization are participants in the Camelot Community Care, Inc. Retirement Plan (the "CCC Plan") which covers substantially all employees over the age of 21. The Organization matches 10% of an employee's 401(k) contribution up to a maximum match of \$400 per year. The Organization's matching contributions to the CCC Plan for the year ended June 30, 2025 were approximately \$68,000.

NOTE O - SUBSEQUENT EVENTS

The Organization has evaluated events and transactions occurring subsequent to June 30, 2025 as of December 31, 2025, which is the date the financial statements were available to be issued.

## COMPLIANCE REPORTS

INDEPENDENT AUDITOR'S REPORT ON INTERNAL CONTROL OVER  
FINANCIAL REPORTING AND ON COMPLIANCE AND OTHER MATTERS  
BASED ON AN AUDIT OF CONSOLIDATED FINANCIAL STATEMENTS PERFORMED  
IN ACCORDANCE WITH *GOVERNMENT AUDITING STANDARDS*

CAMELOT COMMUNITY CARE, INC. AND SUBSIDIARIES

June 30, 2025



RIVERO, GORDIMER & COMPANY, P.A.

Member  
American Institute of Certified Public Accountants  
Florida Institute of Certified Public Accountants

Herman V. Lazzara	Michael E. Helton
Sam A. Lazzara	James K. O'Connor
Kevin R. Bass	David M. Bohnsack
Jonathan E. Stein	Julie A. Davis
Stephen G. Douglas	Karl N. Swan
Marc D. Sasser, of Counsel	
Cesar J. Rivero, in Memoriam (1942-2017)	

INDEPENDENT AUDITOR'S REPORT ON INTERNAL  
CONTROL OVER FINANCIAL REPORTING AND ON  
COMPLIANCE AND OTHER MATTERS BASED ON AN  
AUDIT OF CONSOLIDATED FINANCIAL STATEMENTS  
PERFORMED IN ACCORDANCE WITH GOVERNMENT  
AUDITING STANDARDS

Board of Directors  
Camelot Community Care, Inc. and Subsidiaries

We have audited, in accordance with the auditing standards generally accepted in the United States of America and the standards applicable to financial audits contained in *Government Auditing Standards* issued by the Comptroller General of the United States, the consolidated financial statements of Camelot Community Care, Inc. (a nonprofit organization) and Subsidiaries (collectively the "Organization"), which comprise the consolidated statement of financial position as of June 30, 2025, and the related consolidated statements of activities and changes in net assets, functional expenses and cash flows for the year then ended, and the related notes to the consolidated financial statements, and have issued our report thereon dated December 31, 2025.

**Report on Internal Control Over Financial Reporting**

In planning and performing our audit of the consolidated financial statements, we considered the Organization's internal control over financial reporting (internal control) as a basis for designing the audit procedures that are appropriate in the circumstances for the purpose of expressing our opinion on the consolidated financial statements, but not for the purpose of expressing an opinion on the effectiveness of the Organization's internal control. Accordingly, we do not express an opinion on the effectiveness of the Organization's internal control.

A *deficiency in internal control* exists when the design or operation of a control does not allow management or employees, in the normal course of performing their assigned functions, to prevent, or detect and correct, misstatements, on a timely basis. A *material weakness* is a deficiency, or a combination of deficiencies, in internal control, such that there is a reasonable possibility that a material misstatement of the entity's financial statements will not be prevented, or detected and corrected, on a timely basis. A *significant deficiency* is a deficiency, or a combination of deficiencies, in internal control that is less severe than a material weakness, yet important enough to merit attention by those charged with governance.





Our consideration of internal control was for the limited purpose described in the first paragraph of this section and was not designed to identify all deficiencies in internal control that might be material weaknesses or significant deficiencies. Given these limitations, during our audit we did not identify any deficiencies in internal control that we consider to be material weaknesses or significant deficiencies. However, material weaknesses or significant deficiencies may exist that were not identified.

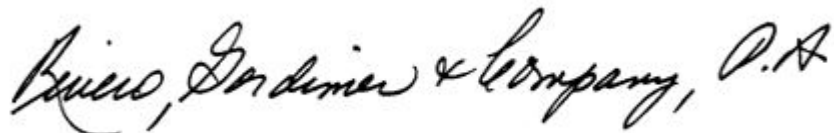
### **Report on Compliance and Other Matters**

As part of obtaining reasonable assurance about whether the Organization's consolidated financial statements are free from material misstatement, we performed tests of its compliance with certain provisions of laws, regulations, contracts, and grant agreements, noncompliance with which could have a direct and material effect on the consolidated financial statements. However, providing an opinion on compliance with those provisions was not an objective of our audit, and accordingly, we do not express such an opinion. The results of our tests disclosed no instances of noncompliance or other matters that are required to be reported under *Government Auditing Standards*.

### **Purpose of this Report**

The purpose of this report is solely to describe the scope of our testing of internal control and compliance and the results of that testing, and not to provide an opinion on the effectiveness of the organization's internal control or on compliance. This report is an integral part of an audit performed in accordance with *Government Auditing Standards* in considering the organization's internal control and compliance. Accordingly, this communication is not suitable for any other purpose.

Tampa, Florida  
December 31, 2025

A handwritten signature in black ink that reads "Bueco, Gordinier & Company, P.A." The signature is written in a cursive, flowing style.

INDEPENDENT AUDITOR'S REPORT ON COMPLIANCE FOR EACH MAJOR  
FEDERAL PROGRAM AND STATE PROJECT AND ON INTERNAL CONTROL OVER  
COMPLIANCE REQUIRED BY THE UNIFORM GUIDANCE AND  
CHAPTER 10.650, *RULES OF THE AUDITOR GENERAL*

CAMELOT COMMUNITY CARE, INC. AND SUBSIDIARIES

June 30, 2025



RIVERO, GORDIMER & COMPANY, P.A.

Member  
American Institute of Certified Public Accountants  
Florida Institute of Certified Public Accountants

Herman V. Lazzara	Michael E. Helton
Sam A. Lazzara	James K. O'Connor
Kevin R. Bass	David M. Bohnsack
Jonathan E. Stein	Julie A. Davis
Stephen G. Douglas	Karl N. Swan
Marc D. Sasser, of Counsel	
Cesar J. Rivero, in Memoriam (1942-2017)	

INDEPENDENT AUDITOR'S REPORT ON COMPLIANCE FOR  
EACH MAJOR FEDERAL PROGRAM AND STATE PROJECT  
AND ON INTERNAL CONTROL OVER COMPLIANCE  
REQUIRED BY THE UNIFORM GUIDANCE AND CHAPTER  
10.650, RULES OF THE AUDITOR GENERAL

Board of Directors  
Camelot Community Care, Inc. and Subsidiaries

**Report on Compliance for Each Major Federal Program and State Project**

***Opinion on Each Major Federal Program and State Project***

We have audited Camelot Community Care, Inc. and Subsidiaries' (collectively the "Organization") compliance with the types of compliance requirements identified as subject to audit in the OMB *Compliance Supplement* and the requirements described in the Department of Financial Services' State Projects Compliance Supplement that could have a direct and material effect on each of the Organization's major federal programs and state projects for the year ended June 30, 2025. The Organization's major federal programs and state projects are identified in the summary of auditor's results section of the accompanying schedule of findings and questioned costs.

In our opinion, the Organization complied, in all material respects, with the types of compliance requirements referred to above that could have a direct and material effect on each of its major federal programs and state projects for the year ended June 30, 2025.

***Basis for Opinion on Each Major Federal Program and State Project***

We conducted our audit of compliance in accordance with auditing standards generally accepted in the United States of America; the standards applicable to financial audits contained in *Government Auditing Standards* issued by the Comptroller General of the United States; the audit requirements of Title 2 U.S. *Code of Federal Regulations* Part 200, *Uniform Administrative Requirements, Cost Principles, and Audit Requirements for Federal Awards* (Uniform Guidance); and Chapter 10.650, *Rules of the Auditor General*. Our responsibilities under those standards, the Uniform Guidance and Chapter 10.650, *Rules of the Auditor General* are further described in the Auditor's Responsibilities for the Audit of Compliance section of our report.

We are required to be independent of the Organization and to meet our other ethical responsibilities, in accordance with relevant ethical requirements relating to our audit. We believe that the audit evidence we have obtained is sufficient and appropriate to provide a basis for our opinion on compliance for each major federal program and state project. Our audit does not provide a legal determination of the Organization's compliance with the compliance requirements referred to above.

### ***Responsibilities of Management for Compliance***

Management is responsible for compliance with the requirements referred to above and for the design, implementation, and maintenance of effective internal control over compliance with the requirements of laws, statutes, regulations, rules, and provisions of contracts or grant agreements applicable to the Organization's federal programs and state projects.

### ***Auditor's Responsibilities for the Audit of Compliance***

Our objectives are to obtain reasonable assurance about whether material noncompliance with the compliance requirements referred to above occurred, whether due to fraud or error, and express an opinion on the Organization's compliance based on our audit. Reasonable assurance is a high level of assurance but is not absolute assurance and therefore is not a guarantee that an audit conducted in accordance with generally accepted auditing standards, *Government Auditing Standards*, the Uniform Guidance and Chapter 10.650, *Rules of the Auditor General* will always detect material noncompliance when it exists. The risk of not detecting material noncompliance resulting from fraud is higher than for that resulting from error, as fraud may involve collusion, forgery, intentional omissions, misrepresentations, or the override of internal control. Noncompliance with the compliance requirements referred to above is considered material if there is a substantial likelihood that, individually or in the aggregate, it would influence the judgment made by a reasonable user of the report on compliance about the Organization's compliance with the requirements of each major program or state project as a whole.

In performing an audit in accordance with generally accepted auditing standards, *Government Auditing Standards*, the Uniform Guidance and Chapter 10.650, *Rules of the Auditor General*, we:

- Exercise professional judgment and maintain professional skepticism throughout the audit.
- Identify and assess the risks of material noncompliance, whether due to fraud or error, and design and perform audit procedures responsive to those risks. Such procedures include examining, on a test basis, evidence regarding the Organization's compliance with the compliance requirements referred to above and performing such other procedures as we considered necessary in the circumstances.
- Obtain an understanding of the Organization's internal control over compliance relevant to the audit in order to design audit procedures that are appropriate in the circumstances and to test and report on internal control over compliance in accordance with the Uniform Guidance and Chapter 10.650, *Rules of the Auditor General*, but not for the purpose of expressing an opinion on the effectiveness of the Organization's internal control over compliance. Accordingly, no such opinion is expressed.

We are required to communicate with those charged with governance regarding, among other matters, the planned scope and timing of the audit and any significant deficiencies and material weaknesses in internal control over compliance that we identified during the audit.

### **Report on Internal Control Over Compliance**

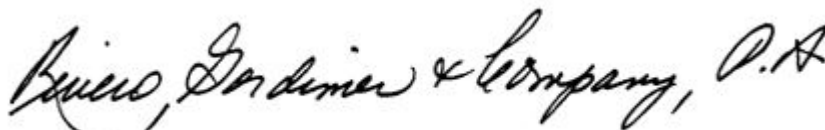
*A deficiency in internal control over compliance* exists when the design or operation of a control over compliance does not allow management or employees, in the normal course of performing their assigned functions, to prevent, or detect and correct, noncompliance with a type of compliance requirement of a federal program or state project on a timely basis. A *material weakness in internal control over compliance* is a deficiency, or a combination of deficiencies, in internal control over compliance, such that there is a reasonable possibility that material noncompliance with a type of compliance requirement of a federal program or state project will not be prevented, or detected and corrected, on a timely basis. A *significant deficiency in internal control over compliance* is a deficiency, or a combination of deficiencies, in internal control over compliance with a type of compliance requirement of a federal program or state project that is less severe than a material weakness in internal control over compliance, yet important enough to merit attention by those charged with governance.

Our consideration of internal control over compliance was for the limited purpose described in the Auditor's Responsibilities for the Audit of Compliance section above and was not designed to identify all deficiencies in internal control over compliance that might be material weaknesses or significant deficiencies in internal control over compliance. Given these limitations, during our audit we did not identify any deficiencies in internal control over compliance that we consider to be material weaknesses or significant deficiencies, as defined above. However, material weaknesses or significant deficiencies in internal control over compliance may exist that were not identified.

Our audit was not designed for the purpose of expressing an opinion on the effectiveness of internal control over compliance. Accordingly, no such opinion is expressed.

The purpose of this report on internal control over compliance is solely to describe the scope of our testing of internal control over compliance and the results of that testing based on the requirements of the Uniform Guidance and Chapter 10.650, *Rules of the Auditor General*. Accordingly, this report is not suitable for any other purpose.

Tampa, Florida  
December 31, 2025

A handwritten signature in cursive script that reads "Bueco, Gordinier & Company, P.A." The signature is written in dark ink and is positioned to the right of the date and location text.

SCHEDULE OF FINDINGS AND QUESTIONED COSTS -  
FEDERAL PROGRAMS AND STATE PROJECTS

CAMELOT COMMUNITY CARE, INC. AND SUBSIDIARIES

For the year ended June 30, 2025

Camelot Community Care, Inc. and Subsidiaries

SCHEDULE OF FINDINGS AND QUESTIONED COSTS -  
FEDERAL PROGRAMS AND STATE PROJECTS

For the year ended June 30, 2025

**Section I - Summary of Auditor's Results**

**Financial Statements**

Type of auditors' report issued on whether the financial  
statements were prepared in accordance with GAAP:

Unmodified

Internal control over financial reporting:

Material weakness(es) identified?

       yes   X   no

Significant deficiency(ies) identified?

       yes   X   none reported

Noncompliance material to financial statements noted?

       yes   X   no

**Federal Awards and State Projects**

Internal control over major programs:

Material weakness(es) identified?

       yes   X   no

Significant deficiency(ies) identified?

       yes   X   none reported

Type of auditors' report issued on compliance for major  
programs:

Unmodified

Any audit findings disclosed that are required to be reported  
in accordance with CFR 200.516(a) or Chapter 10.656?

       yes   X   no

Identification of major programs:

**Federal Program or Cluster**

Assistance Listing Number

Name of Federal Program

93.556

Promoting Safe and Stable Families

93.658

Foster Care Title IV-E

**State Project**

CSFA Number

Name of State Project

60.074

Out-of-Home Supports

60.141

Extended Foster Care Program

64.006

Medical Services for Abused and Neglected  
Children

Dollar threshold used to distinguish between

Type A and Type B programs - Federal programs:

\$ 2,335,128

Dollar threshold used to distinguish between

Type A and Type B programs - State programs:

\$ 1,460,223

Auditee qualified as low-risk auditee pursuant to the  
Uniform Guidance (not applicable for State projects)?

  X   yes        no

Camelot Community Care, Inc. and Subsidiaries

SCHEDULE OF FINDINGS AND QUESTIONED COSTS -  
FEDERAL PROGRAMS AND STATE PROJECTS - CONTINUED

For the year ended June 30, 2025

**Section II - Financial Statement Findings**

No matters were reported for the year ended June 30, 2025.

**Section III - Federal Award and State Financial Assistance Findings and Questioned Costs**

No matters were reported for the year ended June 30, 2025.

**Other Issues**

- a) A management letter is not required because there were no findings required to be reported in the management letter (see AG Rule Section 10.656(3)(e)).
- b) A Summary Schedule of Prior Audit Findings is not required because there were no prior audit findings related to Federal programs or State projects (see AG Rules 10.557(3)(e)5. and 10.656(3)(d)5.).



## SUPPLEMENTARY INFORMATION

Camelot Community Care, Inc. and Subsidiaries  
CONSOLIDATING STATEMENT OF FINANCIAL POSITION

June 30, 2025

	Camelot Community Care, Inc.	Children's Network of Southwest Florida, LLC	Bright Future for Families, Inc.	Children's Network of Hillsborough, LLC	Camelot Care Property Holdings, Inc.	Eliminations	2025 Total
<b>ASSETS</b>							
<b>CURRENT ASSETS</b>							
Cash, cash equivalents and restricted cash	\$ 7,925,990	\$ 24,951,752	\$ -	\$ 16,505,232	\$ 78,707	\$ -	\$ 49,461,681
Accounts receivable, net	3,493,787	677,150	-	2,877,427	1,851	(1,743,870)	5,306,345
Prepaid expenses	1,113,514	913,855	-	246,007	41,426	-	2,314,802
Total current assets	12,533,291	26,542,757	-	19,628,666	121,984	(1,743,870)	57,082,828
Deposits	143,332	182,847	-	383,329	200	-	709,708
Property and equipment, net	561,729	-	-	43,949	3,506,036	-	4,111,714
Inter-organization receivable	1,940,876	-	-	-	-	(1,940,876)	-
Beneficial interest in assets held by others	472,857	-	-	-	-	-	472,857
Right of use assets- operating leases	1,575,678	4,281,724	-	2,001,335	-	-	7,858,737
<b>TOTAL ASSETS</b>	<b>\$ 17,227,763</b>	<b>\$ 31,007,328</b>	<b>\$ -</b>	<b>\$ 22,057,279</b>	<b>\$ 3,628,220</b>	<b>\$ (3,684,746)</b>	<b>\$ 70,235,844</b>

Camelot Community Care, Inc. and Subsidiaries

CONSOLIDATING STATEMENT OF FINANCIAL POSITION - CONTINUED

June 30, 2025

	Camelot Community Care, Inc.	Children's Network of Southwest Florida, LLC	Bright Future for Families, Inc.	Children's Network of Hillsborough, LLC	Camelot Care Property Holdings, Inc.	Eliminations	2025 Total
<b>LIABILITIES AND NET ASSETS</b>							
<b>CURRENT LIABILITIES</b>							
Accounts payable	\$ 652,397	\$ 3,906,472	\$ -	\$ 6,242,936	\$ 43,144	\$ (1,099,571)	\$ 9,745,378
Trust account funds	-	311,541	-	458,334	-	-	769,875
Accrued expenses	2,086,769	428,946	-	179,316	-	(644,299)	2,050,732
Accrued salaries, wages and benefits	3,212,595	511,461	-	382,726	-	-	4,106,782
Deferred revenue	148,022	-	-	-	4,091	-	152,113
Rental deposits	-	-	-	-	20,012	-	20,012
Inter-organization payable, current	-	371,651	36,716	426,104	106,405	(940,876)	-
Line of credit payable	-	-	-	-	-	-	-
Operating lease liabilities, current portion	802,097	1,176,000	-	934,009	-	-	2,912,106
Current maturities of long-term debt	-	-	-	-	85,198	-	85,198
Total current liabilities	6,901,880	6,706,071	36,716	8,623,425	258,850	(2,684,746)	19,842,196
Refundable advances	-	19,116,456	-	11,420,614	-	-	30,537,070
Inter-organization payable, non-current	-	-	-	-	1,000,000	(1,000,000)	-
Operating lease liabilities, less current portion	824,371	3,231,064	-	1,151,191	-	-	5,206,626
Long-term debt, less current maturities	-	-	-	-	2,411,808	-	2,411,808
Total long-term liabilities	824,371	22,347,520	-	12,571,805	3,411,808	(1,000,000)	38,155,504
Total liabilities	7,726,251	29,053,591	36,716	21,195,230	3,670,658	(3,684,746)	57,997,700
<b>NET ASSETS</b>							
Without donor restrictions (deficit)	8,957,253	1,953,737	(36,716)	862,049	(42,438)	-	11,693,885
With donor restrictions	544,259	-	-	-	-	-	544,259
Total net assets	9,501,512	1,953,737	(36,716)	862,049	(42,438)	-	12,238,144
<b>TOTAL LIABILITIES AND NET ASSETS</b>	<b>\$ 17,227,763</b>	<b>\$ 31,007,328</b>	<b>\$ -</b>	<b>\$ 22,057,279</b>	<b>\$ 3,628,220</b>	<b>\$ (3,684,746)</b>	<b>\$ 70,235,844</b>

Camelot Community Care, Inc. and Subsidiaries

CONSOLIDATING STATEMENT OF ACTIVITIES AND CHANGES IN NET ASSETS

For the year ended June 30, 2025

	Camelot Community Care, Inc.	Children's Network of Southwest Florida, LLC	Bright Future for Families, Inc.	Children's Network of Hillsborough, LLC	Camelot Care Property Holdings, Inc.	Eliminations	2025 Total
Revenue and support							
Revenue from client fees, net	\$ 44,118,249	\$ 78,115,967	\$ -	\$ 113,407,982	\$ -	\$ (12,184,149)	\$ 223,458,049
Change in value of beneficial interest in assets held by others	42,915	-	-	-	-	-	42,915
Rental income	-	-	-	-	393,740	(134,000)	259,740
Contributions and other revenue	412,577	526,189	-	274,011	209	-	1,212,986
Total revenue and support	44,573,741	78,642,156	-	113,681,993	393,949	(12,318,149)	224,973,690
Expenses							
Program services	39,554,489	73,157,019	544	109,925,378	-	(12,184,149)	210,453,281
Supporting services	5,879,089	5,339,902	-	3,232,964	421,292	(134,000)	14,739,247
Total expenses	45,433,578	78,496,921	544	113,158,342	421,292	(12,318,149)	225,192,528
Change in net assets	(859,837)	145,235	(544)	523,651	(27,343)	-	(218,838)
Net assets (deficit) at beginning of year	10,361,349	1,808,502	(36,172)	338,398	(15,095)	-	12,456,982
Net assets (deficit) at end of year	\$ 9,501,512	\$ 1,953,737	\$ (36,716)	\$ 862,049	\$ (42,438)	\$ -	\$ 12,238,144

Camelot Community Care, Inc. and Subsidiaries

CONSOLIDATING STATEMENT OF FUNCTIONAL EXPENSES –  
Camelot Community Care, Inc., Bright Future for Families, Inc., and Camelot Community Care Property Holdings, Inc.

For the year ended June 30, 2025

	Program Services								
	Community Behavioral Health	Independent Living	Foster Care	Adoptions	Child Welfare Case Management	Prevention/ Diversion/ Protection	Total Program Services	Supporting Services	Total 2025
Personnel expenses									
Payroll	\$ 1,138,412	\$ 1,726,051	\$ 2,466,825	\$ 1,115,082	\$ 16,482,197	\$ 3,089,035	\$ 26,017,602	\$ 3,895,195	\$ 29,912,797
Benefits	214,259	299,611	434,366	202,421	2,887,035	518,436	4,556,128	681,496	5,237,624
Total personnel expenses	1,352,671	2,025,662	2,901,191	1,317,503	19,369,232	3,607,471	30,573,730	4,576,691	35,150,421
Other expenses									
Outside contractors	489,812	2,300	27,585	-	-	192,588	712,285	17,194	729,479
Other employee expenses	20,866	98,889	169,844	47,007	1,725,138	183,639	2,245,383	213,597	2,458,980
Staff recruitment and retention	2,819	2,670	3,253	641	22,250	3,711	35,344	14,227	49,571
Client expenses	6,958	100,440	25,142	1,857	114,046	65,635	314,078	-	314,078
Foster parent/cost of care payments	55	375	1,411,351	1,360	200	-	1,413,341	-	1,413,341
Fund raising expense	-	-	-	-	-	-	-	63,449	63,449
Business promotions and marketing	-	-	384	25	12	120	541	7,776	8,317
Facilities management *	138,037	220,441	472,389	6,390	14,173	436,007	1,287,437	172,459	1,459,896
Commercial insurance	24,842	42,743	57,900	16,166	378,780	53,974	574,405	74,155	648,560
Professional services	1,508	-	9,030	-	38,433	17,516	66,487	318,214	384,701
Other operating expenses	30,050	147,444	67,858	19,837	585,342	766,899	1,617,430	405,161	2,022,591
Depreciation expense	2,101	12,503	14,784	717	141	21,102	51,348	226,410	277,758
Interest expense	-	-	-	-	-	-	-	77,048	77,048
Total other expenses	717,048	627,805	2,259,520	94,000	2,878,515	1,741,191	8,318,079	1,589,690	9,907,769
Total expenses	\$ 2,069,719	\$ 2,653,467	\$ 5,160,711	\$ 1,411,503	\$ 22,247,747	\$ 5,348,662	\$ 38,891,809	\$ 6,166,381 *	\$ 45,058,190

\* Amount is net \$797,224 of intercompany eliminated expenses related to independent living and case management programs, and rental income - See NOTE I

Camelot Community Care, Inc. and Subsidiaries

CONSOLIDATING STATEMENT OF FUNCTIONAL EXPENSES - Children's Network of Southwest Florida, LLC

For the year ended June 30, 2025

	Program Services									
	Case Management	Out of Home Care	Adoption and Guardian Assistance	Independent Living	Licensing	Prevention Services	Other Client Services	Total Program Services	Supporting Services	Total 2025
Personnel expenses										
Payroll	\$ 12,204,693	\$ -	\$ 1,404,192	\$ 464,788	610,338	675,130	96,480	\$ 15,455,621	2,831,064	\$ 18,286,685
Benefits	1,070,106	-	116,842	35,840	50,794	63,716	9,925	1,347,223	214,516	1,561,739
Total personnel expenses	13,274,799	-	1,521,034	500,628	661,132	738,846	106,405	16,802,844	3,045,580	19,848,424
Other expenses										
Outside contractors *	6,533,104	-	33,017	14,414	1,629,634	678,269	1,942,011	10,830,449	-	10,830,449
Other employee expenses	438,026	-	34,789	16,430	15,700	24,310	-	529,255	67,956	597,211
Staff recruitment and retention	-	-	-	-	-	-	-	-	15,686	15,686
Client expenses	138,382	-	45,604	978	-	302,848	563,627	1,051,439	234	1,051,673
Foster parent/cost of care payments	-	17,885,879	14,873,865	1,890,614	-	-	-	34,650,358	-	34,650,358
Fund raising expense	-	-	-	-	-	-	169,224	169,224	-	169,224
Business promotions and marketing	-	-	-	-	-	-	-	-	4,945	4,945
Facilities management	2,090,298	-	72,301	30,589	104,285	92,707	8,208	2,398,388	1,044,272	3,442,660
Commercial insurance	50,031	-	1,536	1,155	2,808	5,034	1,284	61,848	515,384	577,232
Professional services	414,766	-	-	-	-	5,500	-	420,266	450,699	870,965
Other operating expenses	377,742	-	6,111	971	4,749	15,143	213	404,929	195,131	600,060
Depreciation expense	430	-	-	-	-	-	-	430	15	445
Interest expense	-	-	-	-	-	-	-	-	-	-
Total other expenses	10,042,779	17,885,879	15,067,223	1,955,151	1,757,176	1,123,811	2,684,567	50,516,586	2,294,322	52,810,908
Total expenses	\$ 23,317,578	\$ 17,885,879	\$ 16,588,257	\$ 2,455,779	\$ 2,418,308	\$ 1,862,657	\$ 2,790,972	\$ 67,319,430	\$ 5,339,902 *	\$ 72,659,332

\* Amount is net \$5,837,589 of intercompany eliminated expenses related to case management, out of home care, licensing, prevention services, and other client services programs - See NOTE I

Camelot Community Care, Inc. and Subsidiaries

CONSOLIDATING STATEMENT OF FUNCTIONAL EXPENSES - Children's Network of Hillsborough, LLC

For the year ended June 30, 2025

	Program Services							Supporting Services	Total 2025
	Case Management	Out of Home Care	Adoption and Guardian Assistance	Independent Living	Licensing	Prevention Services	Other Client Services		
Personnel expenses									
Payroll	\$ 5,709,374	\$ 974,400	\$ 1,818,614	\$ 140,203	\$ 1,284,373	\$ 3,462,776	\$ 375,457	\$ 13,765,197	\$ 15,617,655
Benefits	480,659	46,017	144,362	7,459	86,111	260,911	25,652	1,051,171	1,207,350
Total personnel expenses	6,190,033	1,020,417	1,962,976	147,662	1,370,484	3,723,687	401,109	14,816,368	16,825,005
Other expenses									
Outside contractors *	19,811,476	-	524,964	13,040	2,520,679	2,306,115	340,458	25,516,732	25,516,732
Other employee expenses	95,892	4,673	19,048	308	12,788	125,786	1,942	260,437	370,136
Staff recruitment and retention	-	-	-	-	-	-	-	-	-
Client expenses	6,195	78,004	1,966	-	-	1,828,506	2,326,550	4,241,221	4,317,749
Foster parent/cost of care payments	-	25,777,645	27,375,797	2,090,801	-	-	-	55,244,243	55,244,243
Fund raising expense	-	-	-	-	-	226	-	226	23,800
Business promotions and marketing	-	-	-	-	-	-	-	13,206	13,206
Facilities management	1,796,995	142,699	209,564	16,125	178,235	214,981	719	2,559,318	2,721,023
Commercial insurance	284,053	71,537	82,370	5,814	65,248	181,845	20,875	711,742	790,440
Professional services	29,633	-	65,515	-	-	-	36,312	131,460	755,910
Other operating expenses	368,432	116,967	39,465	1,058	22,515	97,806	114,052	760,295	881,125
Depreciation expense	-	-	-	-	-	-	-	15,637	15,637
Interest expense	-	-	-	-	-	-	-	-	-
Total other expenses	22,392,676	26,191,525	28,318,689	2,127,146	2,799,465	4,755,265	2,840,908	89,425,674	90,650,001
Total expenses	\$ 28,582,709	\$ 27,211,942	\$ 30,281,665	\$ 2,274,808	\$ 4,169,949	\$ 8,478,952	\$ 3,242,017	\$ 104,242,042	\$ 107,475,006 *

\* Amount is net \$5,683,336 of intercompany eliminated expenses related to case management, out of home care, independent living, licensing, and other client services programs - See NOTE I

CONSOLIDATED SCHEDULE OF EXPENDITURES OF FEDERAL AWARDS  
AND STATE FINANCIAL ASSISTANCE

CAMELOT COMMUNITY CARE, INC. AND SUBSIDIARIES

For the year ended June 30, 2025



**Camelot Community Care, Inc. and Subsidiaries**

**CONSOLIDATED SCHEDULE OF EXPENDITURES OF FEDERAL AWARDS AND  
STATE FINANCIAL ASSISTANCE**

**For the year ended June 30, 2025**

Federal/State Grantor/Pass-Through Grantor/Program or Cluster Title	Federal Assistance Listing # or State CSFA #	Pass-Through Entity Identifying Number	Passed-Through to Subrecipients	Total Federal/State Expenditures
<b>Federal</b>				
<u>U.S. Department of Health and Human Services</u>				
Indirect Programs:				
<i>Crime Victim Assistance</i>	16.575			
Pass-through programs from:				
State of Florida, Department of Legal Affairs, Office of the Attorney General (OAG)		VOCA-C-2024-Camelot Community Care-00284	\$ -	\$ 82,666
State of Florida, Department of Legal Affairs, Office of the Attorney General (OAG)		VOCA-C-2024-Camelot Community Care-00284	-	6,500
Total Guardian Assistance			-	89,166
<i>Guardianship Assistance</i>	93.090			
Pass-through programs from:				
Florida Department of Children and Families		QJ015, QJ016	-	723,032
Total Guardian Assistance			-	723,032
<i>Marylee Allen Promoting Safe and Stable Families</i>	93.556			
Pass-through programs from:				
Florida Department of Children and Families		QJ015, QJ016	1,973,998	2,448,624
Family Partnerships of Central Florida		ADS2201	-	477,079
Family Partnerships of Central Florida		CMA2401	-	27,134
Family Support Services of Suncoast, LLC		FSS-VEN-CCC-FRS-FY24	-	510,588
Kids First of Florida, Inc.		Camelot 2.26.2024	-	7,994
NWF Health Network		0259-22	-	86,526
Partnership for Strong Families. Inc.		PCM799	-	17,236
Total Promoting Safe and Stable Families			1,973,998	3,575,181
<i>Temporary Assistance for Needy Families (TANF)</i>	93.558			
Pass-through programs from:				
Florida Department of Children and Families		QJ015, QJ016	6,773,991	13,432,966
Family Partnerships of Central Florida		ADS2201	-	1,068
Family Partnerships of Central Florida		CMA2401	-	1,396,249
Kids Central, Inc.		C2425-IRP-D001	-	84
Kids First of Florida, Inc.		Camelot 2.26.2024	-	414,951
NWF Health Network		0259-22	-	712,871
Partnership for Strong Families. Inc.		PCM799	-	886,942
Total Temporary Assistance for Needy Families (TANF)			6,773,991	16,845,131
<i>Community-Based Child Abuse Prevention Grants</i>	93.590			
Pass-through programs from:				
Florida Department of Children and Families		QJ016	-	146,035
Total Grants to States for Access and Visitation Program			-	146,035

Camelot Community Care, Inc. and Subsidiaries

CONSOLIDATED SCHEDULE OF EXPENDITURES OF FEDERAL AWARDS  
AND STATE FINANCIAL ASSISTANCE - CONTINUED

For the year ended June 30, 2025

Federal/State Grantor/Pass-Through Grantor/Program or Cluster Title	Federal Assistance Listing # or State CSFA #	Pass-Through Entity Identifying Number	Passed-Through to Subrecipients	Total Federal/State Expenditures
<b>Federal - Continued</b>				
<i>Grants to States for Access and Visitation Programs</i>	93.597			
Pass-through programs from:				
Florida Department of Children and Families		QJ016	-	24,288
Total Grants to States for Access and Visitation Program			-	24,288
<i>Chafee Education and Training Vouchers Program (ETV)</i>	93.599			
Pass-through programs from:				
Florida Department of Children and Families		QJ015, QJ016	-	115,532
Total Chafee Education and Training Vouchers Program (ETV)			-	115,532
<i>Adoption and Legal Guardianship Incentive Payments</i>	93.603			
Pass-through programs from:				
Florida Department of Children and Families		QJ015, QJ016	-	76,563
Total Adoption and Legal Guardianship Incentive Payments			-	76,563
<i>Stephanie Tubbs Jones Child Welfare Services Program</i>	93.645			
Pass-through programs from:				
Florida Department of Children and Families		QJ015, QJ016	1,034,770	1,823,219
Family Partnerships of Central Florida		CMA2401	-	212,558
Kids First of Florida, Inc.		Camelot 2.26.2024	-	62,622
NWF Health Network		0259-22	-	106,039
Partnership for Strong Families, Inc.		PCM799	-	135,024
Total Stephanie Tubbs Jones Child Welfare Services Program			1,034,770	2,339,462
<i>Foster Care - Title IV-E</i>	93.658			
Pass-through programs from:				
Florida Department of Children and Families		QJ015, QJ016	9,988,169	18,140,571
Childnet, Inc.		CAM24CPA	-	13,112
Childnet, Inc.		CAM24CPA - CCC CPA	-	19,130
Communities Connected for Kids, Inc.		CCK24-102	-	13,814
Family Partnerships of Central Florida		CMA2401	-	1,044,732
Family Support Services of Suncoast, LLC		FSS-C6-IL-CCC-FY25	-	39,475
Family Support Services of Suncoast, LLC		FSS-VEN-CCC-FRS-FY24	-	157,432
Family Support Services of Suncoast, LLC		FSS-C6-FCO-CCC-FY24	-	10,243
Kids Central, Inc.		C2425-IRP-D001	-	19,930
Kids First of Florida, Inc.		Camelot 2.26.2024	-	312,012
NWF Health Network		0259-22	-	522,536
Partnership for Strong Families, Inc.		PCM799	-	663,647
Safe Children Coalition, Inc.		CAMOHCS23	-	3,668
Total Foster Care - Title IV-E			9,988,169	20,960,302

Camelot Community Care, Inc. and Subsidiaries

CONSOLIDATED SCHEDULE OF EXPENDITURES OF FEDERAL AWARDS  
AND STATE FINANCIAL ASSISTANCE - CONTINUED

For the year ended June 30, 2025

Federal/State Grantor/Pass-Through Grantor/Program or Cluster Title	Federal Assistance Listing # or State CSFA #	Pass-Through Entity Identifying Number	Passed-Through to Subrecipients	Total Federal/State Expenditures
<b>Federal - Continued</b>				
<i>Adoption Assistance - Title IV-E</i>	93.659			
Pass-through programs from:				
Florida Department of Children and Families		QJ015, QJ016	972,394	24,360,320
Childnet, Inc.		CAM24CPA	-	1,966
Childnet, Inc.		CAM24CPA - CCC CPA	-	2,869
Communities Connected for Kids, Inc.		CCK24-102	-	2,072
Family Partnerships of Central Florida		ADS2201	-	14,167
Family Partnerships of Central Florida		CMA2401	-	143,226
Family Support Services of Suncoast, LLC		FSS-VEN-CCC-FRS-FY24	-	17,988
Family Support Services of Suncoast, LLC		FSS-C6-FCO-CCC-FY24	-	1,429
Kids First of Florida, Inc.		Camelot 2.26.2024	-	74,545
NWF Health Network		0259-22	-	288,245
Partnership for Strong Families, Inc.		PCM799	-	90,982
Safe Children Coalition, Inc.		CAMOHCS23	-	815
Total Adoption Assistance - Title IV-E			972,394	24,998,624
<i>Social Services Block Grant</i>	93.667			
Pass-through programs from:				
Florida Department of Children and Families		QJ015, QJ016	884,914	4,620,535
Communities Connected for Kids, Inc.		CCK24-111	-	22,646
Family Partnerships of Central Florida		CMA2401	-	151,452
State of Florida Department of Health		COQCQ	-	427,541
State of Florida Department of Health		COQCS	-	366,988
Kids First of Florida, Inc.		Camelot 2.26.2024	-	44,619
NWF Health Network		0259-22	-	76,712
Partnership for Strong Families, Inc.		PCM799	-	96,207
Safe Children Coalition, Inc.		CAMOHCS23	-	9,374
Total Social Services Block Grant			884,914	5,816,074
<i>Child Abuse and Neglect State Grants</i>	93.669			
Pass-through programs from:				
Florida Department of Children and Families		QJ015, QJ016	7,955	66,026
Communities Connected for Kids, Inc.		CCK24-111	-	1,757
NWF Health Network		0259-22	-	91
Total Child Abuse and Neglect State Grants			7,955	67,874

Camelot Community Care, Inc. and Subsidiaries

CONSOLIDATED SCHEDULE OF EXPENDITURES OF FEDERAL AWARDS  
AND STATE FINANCIAL ASSISTANCE - CONTINUED

For the year ended June 30, 2025

Federal/State Grantor/Pass-Through Grantor/Program or Cluster Title	Federal Assistance Listing # or State CSFA #	Pass-Through Entity Identifying Number	Passed-Through to Subrecipients	Total Federal/State Expenditures
<b>Federal - Continued</b>				
<i>John H. Chafee Foster Care Program for Successful Transition to Adulthood</i>	93.674			
Pass-through programs from:				
Florida Department of Children and Families		QJ015, QJ016	756,859	1,176,817
Family Support Services of Suncoast, LLC		FSS-C6-IL-CCC-FY25	-	299,672
Family Support Services of Suncoast, LLC		FSS-VEN-CCC-FRS-FY24	-	34,774
Kids First of Florida, Inc.		Camelot 2.26.2024	-	28,851
Partnership for Strong Families. Inc.		PCM799	-	30,095
Total John H. Chafee Foster Care Program for Successful Transition to Adulthood			<u>756,859</u>	<u>1,570,209</u>
 <i>Medical Assistance Program (Medicaid; Title XIX)</i>	 93.778			
Pass-through programs from:				
Florida Department of Children and Families		QJ015, QJ016	50,966	359,806
Family Partnerships of Central Florida		CMA2401	-	9,564
Family Support Services of Suncoast, LLC		FSS-VEN-CCC-FRS-FY24	-	1,602
Kids Central, Inc.		C2425-IRP-D001	-	1
Kids First of Florida, Inc.		Camelot 2.26.2024	-	2,818
NWF Health Network		0259-22	-	4,771
Partnership for Strong Families. Inc.		PCM799	-	6,075
Total Medical Assistance Program			<u>50,966</u>	<u>384,637</u>
 <i>Block Grants for Community Mental Health Services</i>	 93.958			
Pass-through programs from:				
Broward Behavioral Health Coalition, Inc.		34351-24	-	9,218
Lutheran Services Florida, Inc.		ME003	-	92,544
NWF Health Network		0259-22	-	3,735
Total Block Grants for Community Mental Health Services			<u>-</u>	<u>105,497</u>
 Total U.S. Department of Health and Human Services - Indirect Programs			<u>22,444,016</u>	<u>77,837,607</u>
 Total Expenditures of Federal Awards			<u>\$ 22,444,016</u>	<u>\$ 77,837,607</u>

Camelot Community Care, Inc. and Subsidiaries

CONSOLIDATED SCHEDULE OF EXPENDITURES OF FEDERAL AWARDS  
AND STATE FINANCIAL ASSISTANCE - CONTINUED

For the year ended June 30, 2025

Federal/State Grantor/Pass-Through Grantor/Program or Cluster Title	Federal Assistance Listing # or State CSFA #	Pass-Through Entity Identifying Number	Passed- Through to Subrecipients	Total Federal/State Expenditures
<b>State</b>				
<u>Florida Department of Children and Families</u>				
<i>Out-of-Home Supports</i>	60.074			
Direct Project		QJ015, QJ016	\$ 22,404,331	\$ 38,430,873
Pass-through projects from:				
Childnet, Inc.		CAM24CPA	-	94,003
Childnet, Inc.		CAM24CPA - CCC CPA	-	93,359
Childnet, Inc.		CAM24CPA - CCC23CPA	-	5,908
Family Support Services of Suncoast, LLC		FSS-C6-FCO-CCC-FY24	-	53,863
Kids Central, Inc.		C2425-IRP-D001	-	72,542
NWF Health Network		0259-22	-	113,565
Subtotal Out-of-Home Supports - Indirect Projects			-	433,240
Total Out-of-Home Supports			22,404,331	38,864,113
<i>CBC - Adoption Services</i>	60.076			
Direct Project		QJ015, QJ016	33,017	377,147
Pass-through projects from:				
NWF Health Network		0259-22	-	95
Total In-Home Supports - Indirect Project			33,017	377,242
<i>The Independent Living and Road-to-Independence Program</i>	60.112			
Direct Project		QJ015, QJ016	-	219,416
Pass-through projects from:				
Family Support Services of Suncoast, LLC		FSS-C6-FCO-CCC-FY24	-	5,285
Total Independent Living and Road-to-Independence Program			-	224,701
<i>CBC - Sexually Exploited Children</i>	60.138			
Direct Project		QJ015	336	5,670
Total CBC - Sexually Exploited Children - Direct Project			336	5,670
<i>Extended Foster Care Program</i>	60.141			
Direct Project		QJ015, QJ016	59,406	1,455,071
Pass-through projects from:				
Family Support Services of Suncoast, LLC		FSS-C6-FCO-CCC-FY24	-	26,925
Total Extended Foster Care Program			59,406	1,481,996
<i>Adoption Support and Promotion Services</i>	60.160			
Direct Project		QJ036	-	325,000
Total Adoption Support and Promotion Services			-	325,000
<i>CBC - Purchase of Therapeutic Services for Children</i>	60.183			
Direct Project		QJ015, QJ016	614,972	737,896
Pass-through projects from:				
Family Support Services of Suncoast, LLC		FSS-C6-FCO-CCC-FY24	-	28,395
Kids Central, Inc.		C2425-IRP-D001	-	131,207
NWF Health Network		0259-22	-	3,960
Subtotal CBC Purchase of Therapeutic Services for Children Program - Indirect Projects			-	163,562
Total CBC Purchase of Therapeutic Services for Children Program			614,972	901,458

Camelot Community Care, Inc. and Subsidiaries

CONSOLIDATED SCHEDULE OF EXPENDITURES OF FEDERAL AWARDS  
AND STATE FINANCIAL ASSISTANCE - CONTINUED

For the year ended June 30, 2025

Federal/State Grantor/Pass-Through Grantor/Program or Cluster Title	Federal Assistance Listing # or State CSFA #	Pass-Through Entity Identifying Number	Passed- Through to Subrecipients	Total Federal/State Expenditures
<b>State - Continued</b>				
<i>Family Finders Program</i>	60.206			
Direct Project		QJ015, QJ016	-	630,729
Total Family Finders Program			-	630,729
<i>Kinship Navigator Program</i>	60.207			
Direct Project		QJ015, QJ016	243,395	653,895
Total Kinship Navigator Program			243,395	653,895
<i>Guardianship Assistance Program</i>	60.210			
Direct Project		QJ015, QJ016	-	2,211,103
Total Guardianship Assistance Program			-	2,211,103
<i>CBC - Fatherhood Engagement Specialists</i>	60.211			
Direct Project		QJ015, QJ016	80,487	436,043
Total Fatherhood Engagement Specialists			80,487	436,043
<i>Early Childhood Court Case Management and Prevention Services</i>	60.225			
Direct Project		QJ016	-	5,813
Pass-through projects from:				
NWF Health Network		0259-22	-	116,023
Partnership for Strong Families. Inc.		PCM799	-	39,614
Subtotal Early Childhood Court Case Management - Indirect Projects			-	155,637
Total Early Childhood Court Case Management and Prevention Services			-	161,450
<i>State Funded Child Care Subsidy</i>	60.244			
Direct Project		QJ015, QJ016	-	798,012
Total State Funded Child Care Subsidy			-	798,012
Medical Services for Abused and Neglected Children	64.006			
State of Florida Department of Health		COQCQ	-	946,009
State of Florida Department of Health		COQCS	-	656,667
Total Medical Services for Abused and Neglected Children			-	1,602,676
Total Florida Department of Children and Families - Direct Projects			23,435,944	46,286,668
Total Florida Department of Children and Families - Indirect Projects			-	784,744
Total Florida Department of Children and Families			23,435,944	47,071,412
Total State of Florida Department of Health			-	1,602,676
Total Expenditures of State Financial Assistance			23,435,944	48,674,088
Total Expenditures of Federal Awards and State Financial Assistance			\$ 45,879,960	\$ 126,511,695

Camelot Community Care, Inc. and Subsidiaries

NOTES TO CONSOLIDATED SCHEDULE OF EXPENDITURES OF FEDERAL AWARDS  
AND STATE FINANCIAL ASSISTANCE

For the year ended June 30, 2025

NOTE A - BASIS OF PRESENTATION AND SUMMARY OF SIGNIFICANT ACCOUNTING  
POLICIES

The accompanying Consolidated Schedule of Expenditures of Federal Awards and State Financial Assistance (the "Schedule") includes the federal and state award activity of Camelot Community Care, Inc. and its wholly owned subsidiaries Children's Network of Southwest Florida, LLC and Children's Network of Hillsborough, LLC (collectively the "Organization") under programs of the federal government and State of Florida for the year ended June 30, 2025. The information in this schedule is presented in accordance with the requirements of Title 2 U.S. *Code of Federal Regulations* Part 200, *Uniform Administrative Requirements, Cost Principles, and Audit Requirements for Federal Awards* (Uniform Guidance) and Chapter 10.650, *Rules of the Auditor General*. Because the Schedule presents only a selected portion of the operations of the Organization, it is not intended to and does not present the consolidated financial position, changes in net assets, or cash flows of the Organization.

Expenditures reported on the Schedule are reported on the accrual basis of accounting. Such expenditures are recognized following the cost principles contained in the Uniform Guidance and Chapter 10.650, *Rules of the Auditor General*, wherein certain types of expenditures are not allowable or are limited as to reimbursement. Negative amounts shown on the Schedule represent adjustments or credits made in the normal course of business to amount reported as expenditures in prior years.

NOTE B - INDIRECT COST RATE

The Organization negotiates the allowable indirect cost rate on direct and indirect funding received from state or local government and non-governmental sources with the awarding agency. For federal awards received, the Organization has elected not to use the 10-percent de minimis indirect cost rate under the Uniform Guidance.

NOTE C - CONTINGENCIES

These federal programs and state projects are subject to financial and compliance audits by grantor agencies, which, if instances of material noncompliance are found, may result in disallowed expenditures, and affect the Organization's continued participation in specific programs. The amount of expenditures which may be disallowed by the grantor agencies cannot be determined at this time, although the Organization expects such amounts, if any, to be immaterial.

Camelot Community Care, Inc. and Subsidiaries

NOTES TO CONSOLIDATED SCHEDULE OF EXPENDITURES OF FEDERAL AWARDS  
AND STATE FINANCIAL ASSISTANCE - CONTINUED

For the year ended June 30, 2025

NOTE D - STATE MATCHING FUNDS FOR FEDERAL PROGRAMS

State funds awarded to the Organization as matching funds for federal programs consisted of the following:

Federal Program Title	Federal Assistance Listing #	Pass-Through Entity Identifying Number	Expenditures
To be Tested Pursuant to OCA Activity	90.XXX	Various	\$ 19,888,213
Guardianship Assistance	93.090	Various	541,673
Marylee Allen Promoting Safe and Stable Families	93.556	Various	96,748
Temporary Assistance for Needy Families (TANF)	93.558	Various	24,462,706
Chafee Education & Training Vouchers Program (ETV)	93.599	Various	200,964
Stephanie Tubbs Jones Child Welfare Services Program	93.645	Various	94
Foster Care - Title IV-E	93.658	Various	19,035,800
Adoption Assistance Title IV-E	93.659	Various	19,772,261
John H. Chafee Foster Care Program for Successful Transition to Adulthood	93.674	Various	392,553
Medical Assistance Program (Medicaid; Title XIX)	93.778	Various	384,637
Block Grants for Community Mental Health Services	93.958	Various	<u>705,313</u>
Total state funds awarded for matching			<u>\$ 85,480,962</u>



Camelot Community Care, Inc. and Subsidiaries

SCHEDULE OF RELATED PARTY TRANSACTION ADJUSTMENT (UNAUDITED)

For the fiscal year ended June 30, 2025

The audit schedule is not applicable to the Organization for the fiscal year ended June 30, 2025.

Camelot Community Care, Inc. and Subsidiaries

SCHEDULE OF BED-DAY AVAILABILITY PAYMENTS (UNAUDITED)

For the fiscal year ended June 30, 2025

The audit schedule is not applicable to the Organization for the fiscal year ended June 30, 2025.

Provider Name:	Camelot Community Care, Inc.
Audit Period:	7/1/2024 TO 6/30/2025
Contract #:	ME003

# **AUDIT SCHEDULE**

## **ACTUAL EXPENSES AND REVENUES SCHEDULE (UNAUDITED)**

FUNDING SOURCES & REVENUES		SAMH COVERED SERVICES or PROJECTS								Non-SAMH Covered Services or Projects		Total Funding	
		STATE-FUNDED					Total for Non-State-Funded Covered Services or Projects						
		Mental Health				Total for State SAMH-Funded Covered Services or Projects							
		Intervention (Indiv.)	Incidental Expenses	Information and Referral	Mental Health Total								
IA. STATE SAMH FUNDING													
Current Year Funding													
Expenditure Report OCA#	Provider Subcontract #	Funding Source: F- Federal S - State F/S - Federal and State											
MH001	ME003	F/S	\$ -	\$ 24,665	\$ -	\$ 24,665	\$ 24,665	\$ -	\$ 24,665	\$ -	\$ 24,665		
MH009	ME003	F/S	111,956	-	88,030	199,986	199,986	-	199,986	-	199,986		
MHARP	ME003	F	35,061	8,231	17,641	60,933	60,933	-	60,933	-	60,933		
Total Current Year Funding			\$ 147,017	\$ 32,896	\$ 105,671	\$ 285,584	\$ 285,584	\$ -	\$ 285,584	\$ -	\$ 285,584		
Carry Forward Funding													
Expenditure Report OCA#	Provider Subcontract #	Funding Source: F- Federal S - State F/S - Federal and State											
N/A	N/A	S	\$ -	\$ -	\$ -	\$ -	\$ -	\$ -	\$ -	\$ -	\$ -	\$ -	\$ -
Total Carry Forward Funding			\$ -	\$ -	\$ -	\$ -	\$ -	\$ -	\$ -	\$ -	\$ -	\$ -	\$ -
TOTAL STATE SAMH FUNDING			\$ 147,017	\$ 32,896	\$ 105,671	\$ 285,584	\$ 285,584	\$ -	\$ 285,584	\$ -	\$ 285,584		
IB. OTHER GOVERNMENT FUNDING													
(1) Other State Agency Funding			\$ -	\$ -	\$ -	\$ -	\$ -	\$ -	\$ -	\$ 253,678	\$ 253,678		
(2) Medicaid			-	-	-	-	-	-	-	403,115	403,115		
(3) Local Government			-	-	-	-	-	-	-	-	-		
(4) Federal Grants & Contracts			-	-	-	-	-	-	-	-	-		
(5) In-kind from local govt. only			-	-	-	-	-	-	-	-	-		
TOTAL OTHER GOVERNMENT FUNDING			\$ -	\$ -	\$ -	\$ -	\$ -	\$ -	\$ -	\$ 656,793	\$ 656,793		
IC. ALL OTHER REVENUES													
(1) 1st & 2nd Party Payments			\$ -	\$ -	\$ -	\$ -	\$ -	\$ -	\$ -	\$ -	\$ -		
(2) 3rd Party Payments (except Medicare)			-	-	-	-	-	-	-	-	-		
(3) Medicare			-	-	-	-	-	-	-	-	-		
(4) Contributions & Donations			-	-	-	-	-	-	-	465	465		
(5) Other			-	-	-	-	-	-	-	-	-		
(6) In-kind			-	-	-	-	-	-	-	-	-		
TOTAL ALL OTHER REVENUES			\$ -	\$ -	\$ -	\$ -	\$ -	\$ -	\$ -	\$ 465	\$ 465		
TOTAL FUNDING			\$ 147,017	\$ 32,896	\$ 105,671	\$ 285,584	\$ 285,584	\$ -	\$ 285,584	\$ 657,258	\$ 942,842		

Provider Name:	Camelot Community Care, Inc.
Audit Period:	7/1/2024 TO 6/30/2025
Contract #:	ME003

# AUDIT SCHEDULE

## ACTUAL EXPENSES AND REVENUES SCHEDULE (UNAUDITED) - Continued

EXPENSE CATEGORIES	SAMH COVERED SERVICES or PROJECTS							Non-SAMH Cost Center	Administration	Total Expenses
	STATE-FUNDED				Total for State-Funded AMH Cost Centers	Total for Non-State-Funded SAMH Cost Centers	Total for All State-Designated SAMH Cost Centers			
	Mental Health									
	Intervention (Indiv.)	Incidental Expenses	Information and Referral	Mental Health Total						
IIA. PERSONNEL EXPENSES										
(1) Salaries	\$ 85,562	\$ -	\$ 61,958	\$ 147,520	\$ 147,520	\$ -	\$ 147,520	\$ 270,730	\$ 69,924	\$ 488,174
(2) Fringe Benefits	15,804	-	11,444	27,248	27,248	-	27,248	45,523	8,523	81,294
TOTAL PERSONNEL EXPENSES	\$ 101,366	\$ -	\$ 73,402	\$ 174,768	\$ 174,768	\$ -	\$ 174,768	\$ 316,253	\$ 78,447	569,468
IIB. OTHER EXPENSES										
(1) Building Occupancy	\$ 13,208	\$ -	\$ 9,564	\$ 22,772	\$ 22,772	\$ -	\$ 22,772	\$ 57,163	\$ 3,184	\$ 83,119
(2) Professional Services	-	-	-	-	-	-	-	59,832	4,655	64,487
(3) Travel	1,997	-	1,446	3,443	3,443	-	3,443	22,235	1,329	27,007
(4) Equipment	397	-	287	684	684	-	684	1,879	3,616	6,179
(5) Food Services	-	-	-	-	-	-	-	-	-	-
(6) Medical & Pharmacy	-	-	-	-	-	-	-	-	-	-
(7) Subcontracted Services	-	-	-	-	-	-	-	-	-	-
(8) Insurance	1,771	-	1,283	3,054	3,054	-	3,054	6,248	792	10,094
(9) Interest Paid	-	-	-	-	-	-	-	-	-	-
(10) Operating Supplies & Expenses	2,812	32,893	2,036	37,741	37,741	-	37,741	213,430	6,276	257,447
(11) Other	-	-	-	-	-	-	-	-	-	-
(12) Donated Items	-	-	-	-	-	-	-	-	-	-
TOTAL OTHER EXPENSES	\$ 20,185	\$ 32,893	\$ 14,616	\$ 67,694	\$ 67,694	\$ -	\$ 67,694	\$ 360,787	\$ 19,852	\$ 448,333
TOTAL PERSONNEL & OTHER EXPENSES	\$ 121,551	\$ 32,893	\$ 88,018	\$ 242,462	\$ 242,462	\$ -	\$ 242,462	\$ 677,040	\$ 98,299	\$ 1,017,801
IIC. DISTRIBUTED INDIRECT COSTS										
(a) Other Support Costs (optional)	\$ -	\$ -	\$ -	\$ -	\$ -	\$ -	\$ -	\$ -	\$ -	\$ -
(b) Admin Service Fee	11,550	-	8,364	19,914	19,914	-	19,914	78,386	(98,299)	1
TOTAL DISTRIBUTED INDIRECT COSTS	\$ 11,550	\$ -	\$ 8,364	\$ 19,914	\$ 19,914	\$ -	\$ 19,914	\$ 78,386	\$ (98,299)	\$ 1
TOTAL ACTUAL OPERATING EXPENSES	\$ 133,101	\$ 32,893	\$ 96,382	\$ 262,376	\$ 262,376	\$ -	\$ 262,376	\$ 755,426	\$ -	\$ 1,017,802
IID. UNALLOWABLE COSTS	\$ -	\$ -	\$ -	\$ -	\$ -	\$ -	\$ -	\$ -	\$ -	\$ -
TOTAL ALLOWABLE OPERATING EXPENSES	\$ 133,101	\$ 32,893	\$ 96,382	\$ 262,376	\$ 262,376	\$ -	\$ 262,376	\$ 755,426	\$ -	\$ 1,017,802
IIE. CAPITAL EXPENDITURES	\$ -	\$ -	\$ -	\$ -	\$ -	\$ -	\$ -	\$ -	\$ -	\$ -

Provider Name:	Camelot Community Care, Inc.
Audit Period:	7/1/2024 TO 6/30/2025
Contract #:	ME003

# **AUDIT SCHEDULE**

## **ACTUAL EXPENSES AND REVENUES SCHEDULE (UNAUDITED) - Continued**

	SAMH COVERED SERVICES or PROJECTS				
	STATE-FUNDED				Total for State- Funded AMH Cost Centers
	Mental Health			Mental Health Total	
III. UNEARNED FUNDS, FUNDING ALLOCATIONS, AND EXCESS FUNDS	Intervention (Indiv.)	Incidental Expenses	Information and Referral		
III A. Unearned Funds	\$ 13,917	\$ 3	\$ 9,289	\$ 23,209	\$ 23,209
III B. Funding Allocations	-	-	-	-	-
III C. Excess Funds	\$ 13,917	\$ -	\$ 9,289	\$ 23,206	\$ 23,206

Provider Name:	Camelot Community Care, Inc.
Audit Period:	7/1/2024 TO 6/30/2025
Contract #:	BBHC - 34351-24

**AUDIT SCHEDULE**  
**ACTUAL EXPENSES AND REVENUES SCHEDULE (UNAUDITED)**

FUNDING SOURCES & REVENUES			SAMH COVERED SERVICES or PROJECTS												Non-SAMH Covered Services or Projects		Total Funding			
			STATE-FUNDED																	
			Mental Health								Total for State SAMH-Funded Covered Services or Projects	Total for Non-State-Funded Covered Services or Projects	Total for All Covered Services or Projects							
			Assessment	In-Home/ Onsite	Supportive Housing/ Living	Incidental Expenses	Care Coordination	Network Evaluation and Development	Cost Reimbursement	Mental Health Total										
IA. STATE SAMH FUNDING																				
Current Year Funding																				
Expenditure Report OCA#	Provider Subcontract #	Funding Source: F - Federal S - State F/S - Federal and State																		
M H009	34351-17	F/S	\$ 1,037	\$ 28,968	\$ 280,159	\$ 14,048	\$ 112,500	\$ 2,847	\$ -	\$ 439,559	\$ 439,559	\$ -	\$ 439,559	\$ -	\$ 439,559	\$ -	\$ 439,559			
M H0CN	34351-17	F/S	-	-	-	-	150,000	-	-	150,000	150,000	-	150,000	-	150,000	-	150,000			
Total Current Year Funding			\$ 1,037	\$ 28,968	\$ 280,159	\$ 14,048	\$ 262,500	\$ 2,847	\$ -	\$ 589,559	\$ 589,559	\$ -	\$ 589,559	\$ -	\$ 589,559	\$ -	\$ 589,559			
Carry Forward Funding																				
Expenditure Report OCA#	Provider Subcontract #	Funding Source: F - Federal S - State F/S - Federal and State																		
M H009	34351-22	S	\$ -	\$ -	\$ -	\$ -	\$ -	\$ -	\$ -	\$ -	\$ -	\$ -	\$ -	\$ -	\$ -	\$ -	\$ -			
Total Carry Forward Funding			\$ -	\$ -	\$ -	\$ -	\$ -	\$ -	\$ -	\$ -	\$ -	\$ -	\$ -	\$ -	\$ -	\$ -	\$ -			
TOTAL STATE SAMH FUNDING			\$ 1,037	\$ 28,968	\$ 280,159	\$ 14,048	\$ 262,500	\$ 2,847	\$ -	\$ 589,559	\$ 589,559	\$ -	\$ 589,559	\$ -	\$ 589,559	\$ -	\$ 589,559			
IB. OTHER GOVERNMENT FUNDING																				
(1) Other State Agency Funding			\$ 1,173	\$ -	\$ -	\$ -	\$ -	\$ -	\$ -	\$ 1,173	\$ 1,173	\$ -	\$ 1,173	\$ 191,168	\$ 192,341					
(2) Medicaid			54,530	20,792	-	-	-	-	-	75,322	75,322	-	75,322	292,051	367,373					
(3) Local Government			-	55,279	453,119	-	-	-	-	508,398	508,398	-	508,398	288,671	\$ 797,069					
(4) Federal Grants & Contracts			-	-	-	-	-	-	-	-	-	-	-	-	-					
(5) In-kind from Local Government only			-	-	-	-	-	-	-	-	-	-	-	-	-					
TOTAL OTHER GOVERNMENT FUNDING			\$ 55,703	\$ 76,071	\$ 453,119	\$ -	\$ -	\$ -	\$ -	\$ 584,893	\$ 584,893	\$ -	\$ 584,893	\$ 771,890	\$ 1,356,783					
IC. ALL OTHER REVENUES																				
(1) 1st & 2nd Party Payments			\$ -	\$ -	\$ -	\$ -	\$ -	\$ -	\$ -	\$ -	\$ -	\$ -	\$ -	\$ -	\$ -	\$ -	\$ -			
(2) 3rd Party Payments (except Medicare)			-	-	-	-	-	-	-	-	-	-	-	-	-	-	-			
(3) Medicare			-	-	-	-	-	-	-	-	-	-	-	-	-	-	-			
(4) Contributions & Donations			-	544	110,130	-	266	-	-	110,940	110,940	-	110,940	535	111,475					
(5) Other			-	-	14	-	-	-	-	14	14	-	14	35	49					
(6) In-kind			-	431	5,686	-	733	-	-	6,850	6,850	-	6,850	2,762	9,612					
TOTAL ALL OTHER REVENUES			\$ -	\$ 975	\$ 115,830	\$ -	\$ 999	\$ -	\$ -	\$ 117,804	\$ 117,804	\$ -	\$ 117,804	\$ 3,332	\$ 121,136					
TOTAL FUNDING			\$ 56,740	\$ 106,014	\$ 849,108	\$ 14,048	\$ 263,499	\$ 2,847	\$ -	\$ 1,292,256	\$ 1,292,256	\$ -	\$ 1,292,256	\$ 775,222	\$ 2,067,478					

Provider Name:	Camelot Community Care, Inc.
Audit Period:	7/1/2024 TO 6/30/2025
Contract #:	BBHC - 34351-24

# **AUDIT SCHEDULE**

## **ACTUAL EXPENSES AND REVENUES SCHEDULE (UNAUDITED) - Continued**

	SAMH COVERED SERVICES or PROJECTS														
	STATE-FUNDED														
	Mental Health														
EXPENSE CATEGORIES	Assessment	In Home/ On-Site	Supportiv e Housing/ Living	Incidental Expenses	Care Coordination	Network Evaluation and Development	Cost Reimbursemen t	Mental Health Total	Total for State- Funded AMH Cost Centers	Total for Non- Funded SAMH Cost Centers	Total for All State- Designated SAMH Cost Centers	Non-SAMH Cost Center	Administration	Total Expenses	
IIA. PERSONNEL EXPENSES															
(1) Salaries	\$ -	\$ 109,386	\$ 454,961	\$ -	\$ 167,281	\$ 3,311	\$ -	\$ 734,939	\$ 734,939	\$ -	\$ 734,939	\$ 441,619	\$ 268,699	\$ 1,445,257	
(2) Fringe Benefits	-	25,207	82,728	-	27,147	253	-	135,335	135,335	-	135,335	79,750	50,131	265,216	
TOTAL PERSONNEL EXPENSES	\$ -	\$ 134,593	\$ 537,689	\$ -	\$ 194,428	\$ 3,564	\$ -	\$ 870,274	\$ 870,274	\$ -	\$ 870,274	\$ 521,369	\$ 318,830	\$ 1,710,473	
IIB. OTHER EXPENSES															
(1) Building Occupancy	\$ -	\$ 21,425	\$ 36,434	\$ -	\$ 21,352	\$ -	\$ -	\$ 79,211	\$ 79,211	\$ -	\$ 79,211	\$ 74,020	\$ 9,608	\$ 162,839	
(2) Professional Services	36,141	25,178	-	-	-	-	-	61,319	61,319	-	61,319	5,225	14,048	80,592	
(3) Travel	-	2,861	25,511	-	240	-	-	28,612	28,612	-	28,612	8,751	2,273	39,636	
(4) Equipment	-	521	5,943	-	569	-	-	7,033	7,033	-	7,033	2,199	10,913	20,145	
(5) Food Services	-	-	-	-	-	-	-	-	-	-	-	-	-	-	
(6) Medical & Pharmacy	-	-	-	-	-	-	-	-	-	-	-	-	-	-	
(7) Subcontracted Services	-	-	-	-	-	-	-	-	-	-	-	-	-	-	
(8) Insurance	-	2,992	9,432	-	3,360	-	-	15,784	15,784	-	15,784	9,868	2,391	28,043	
(9) Interest Paid	-	-	-	-	-	-	-	-	-	-	-	-	-	-	
(10) Operating Supplies & Expenses	-	2,667	4,790	60,085	3,521	-	-	71,063	71,063	-	71,063	126,685	18,939	216,687	
(11) Other	-	-	-	-	-	-	-	-	-	-	-	-	-	-	
(12) Donated Items	-	431	5,686	-	733	-	-	6,850	6,850	-	6,850	2,762	-	9,612	
TOTAL OTHER EXPENSES	\$ 36,141	\$ 56,075	\$ 87,796	\$ 60,085	\$ 29,775	\$ -	\$ -	\$ 269,872	\$ 269,872	\$ -	\$ 269,872	\$ 229,510	\$ 58,172	\$ 557,554	
TOTAL PERSONNEL & OTHER EXPENSES	\$ 36,141	\$ 190,668	\$ 625,485	\$ 60,085	\$ 224,203	\$ 3,564	\$ -	\$ 1,140,146	\$ 1,140,146	\$ -	\$ 1,140,146	\$ 750,879		\$ 2,268,027	
IIC. DISTRIBUTED INDIRECT COSTS															
(a) Admin Service Fee	\$ -	\$ 52,923	\$ 108,552	\$ -	\$ 54,164	\$ -	\$ -	\$ 215,639	\$ 215,639	\$ -	\$ 215,639	\$ 161,363	\$ (377,002)	\$ -	
TOTAL DISTRIBUTED INDIRECT COSTS	\$ -	\$ 52,923	\$ 108,552	\$ -	\$ 54,164	\$ -	\$ -	\$ 215,639	\$ 215,639	\$ -	\$ 215,639	\$ 161,363	\$ (377,002)	\$ -	
TOTAL ACTUAL OPERATING EXPENSES	\$ 36,141	\$ 243,591	\$ 734,037	\$ 60,085	\$ 278,367	\$ 3,564	\$ -	\$ 1,355,785	\$ 1,355,785	\$ -	\$ 1,355,785	\$ 912,242		\$ 2,268,027	
IID. UNALLOWABLE COSTS	\$ -	\$ -	\$ -	\$ -	\$ -	\$ -	\$ -	\$ -	\$ -	\$ -	\$ -	\$ -		\$ -	
TOTAL ALLOWABLE OPERATING EXPENSES	\$ 36,141	\$ 243,591	\$ 734,037	\$ 60,085	\$ 278,367	\$ 3,564	\$ -	\$ 1,355,785	\$ 1,355,785	\$ -	\$ 1,355,785	\$ 912,242		\$ 2,268,027	
IIE. CAPITAL EXPENDITURES	\$ -	\$ -	\$ -	\$ -	\$ -	\$ -	\$ -	\$ -	\$ -	\$ -	\$ -	\$ -		\$ -	

Provider Name:	Camelot Community Care, Inc.									
Audit Period:	7/1/2024 TO 6/30/2025									
Contract #:	BBHC - 34351-24									
<b>AUDIT SCHEDULE</b>										
<b>ACTUAL EXPENSES AND REVENUES SCHEDULE (UNAUDITED) - Continued</b>										
SAMH COVERED SERVICES or PROJECTS										
STATE-FUNDED										
Mental Health										
III. UNEARNED FUNDS, FUNDING ALLOCATIONS, AND EXCESS FUNDS	Assessment	In Home/ On-Site	Supportive Housing/ Living	Incidental Expenses	Care Coordination	Network Evaluation and Development	Cost Reimbursement	Mental Health Total	Total for State-Funded AMH Cost Centers	
IIIA. Unearned Funds	\$ (35,104)	\$ (214,623)	\$ (453,878)	\$ (46,037)	\$ (15,866)	\$ (717)	\$ -	\$ (766,225)	\$ (766,225)	
IIIB. Funding Allocations	-	-	-	-	-	-	-	-	-	
IIIC. Excess Funds	\$ (35,104)	\$ (214,623)	\$ (453,878)	\$ (46,037)	\$ (15,866)	\$ (717)	\$ -	\$ (766,225)	\$ (766,225)	